



**International  
Aid Transparency  
Initiative**



**Wifi: Mille Collines  
"Ticket login"  
Username: kivu2  
Password: kivu2**



**Partner  
Country  
Workshop**



**Kigali,  
Rwanda**



**17-18 May  
2022**





## Agenda: Day 1

---

- 01** Opening and Welcoming Remarks
- 02** Community Building Session: Getting to know one another
- 03** (Re)introduction to IATI
- 04** Building a Community for Partner Country Governments
- 05** (Re)introduction to IATI Data and IATI Data
- 06** Access Tools – parts 1 & 2
- 07** Hands-on Training

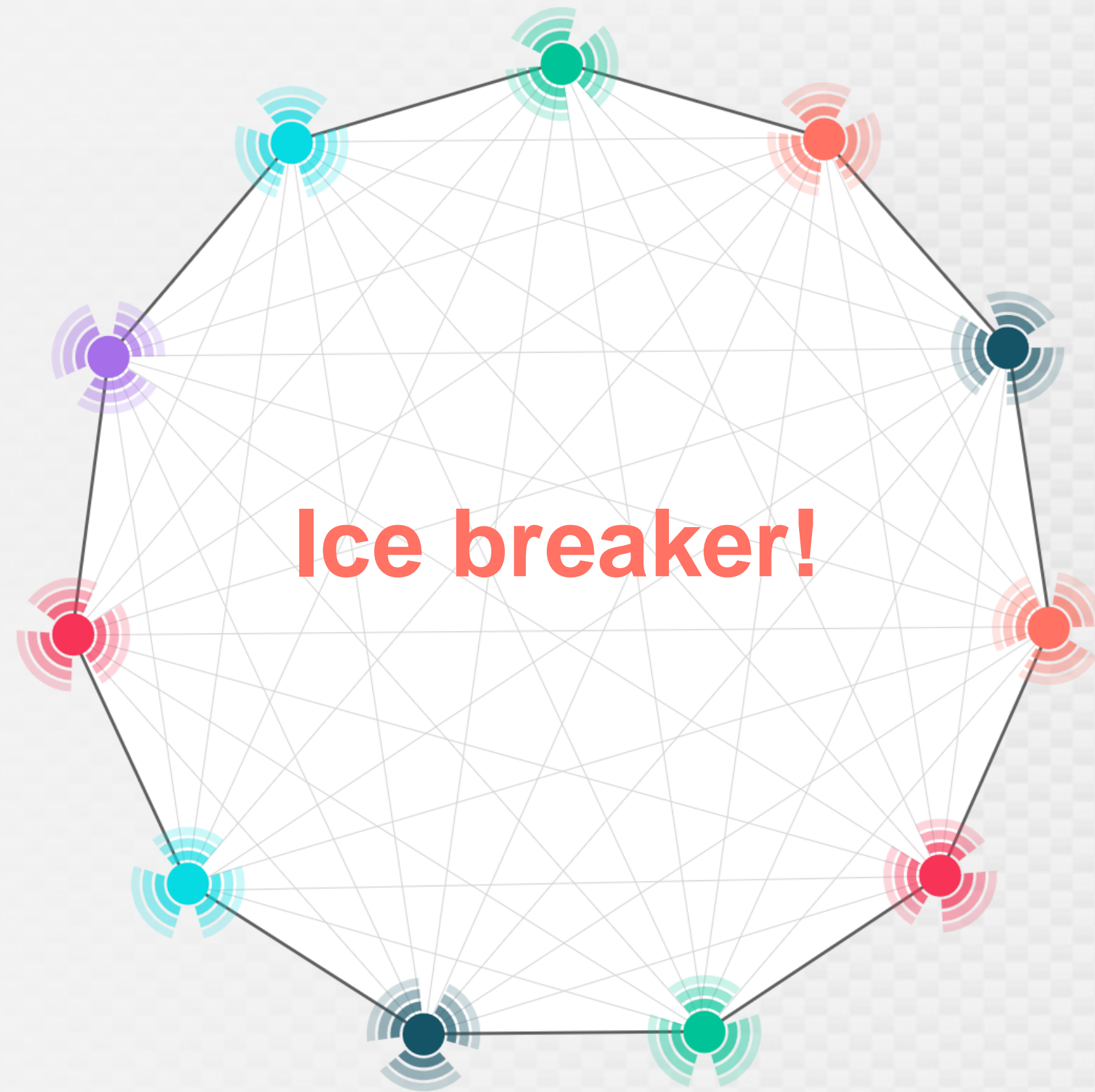




## 01 Community-Building Session: Getting to know one another

---





**Please take a piece of candy and tell us...**

***Your name***

***Your organisation / title and a little about your job***

***And according to the candy colour...***

**(orange)** a fun fact about your home country

**(red)** describe your favourite food from your home country

**(gold)** how many languages do you speak? Can you teach us to say "hello" in one of them?





## 02 Opening and Welcoming Remarks

---

**Innocent Mugabe**, Rwanda Ministry of Finance and Economic Planning, IATI Governing Board

**Gerald Mugabe**, Rwanda Ministry of Finance and Economic Planning

**Henry Asor**, Nigeria Ministry of Finance, Budget and National Planning, Chair of IATI Governing Board



# Workshop Objectives

---

- 1 Strengthen the relationship of partner country members with the IATI Secretariat and with one another, and enable knowledge-sharing and peer learning about transparency of development cooperation resources.
- 2 Provide hands-on training and build a community of knowledgeable IATI data users at the country level.
- 3 Present use cases of how partner countries use IATI data, outlining tangible successes and challenges.
- 4 Discuss how IATI could better serve development finance information needs at the country level.
- 5 Progress thinking about the role of Development Cooperation Management Information Systems / Aid Information Management Systems in enabling a more holistic view of external financing at the country level.





## 03 (Re)introduction to IATI

---



# What is IATI?

---

A global initiative to **improve the transparency** of development and humanitarian resources and their results to address **poverty and crises**



**MEMBERS**

FUNDED AND GOVERNED

---

GOVERNMENTS, DEVELOPMENT  
& HUMANITARIAN ORGANISATIONS

## Partner Country Government

### Members

Bangladesh	Moldova
Benin	Montenegro
Burkina Faso	Myanmar
Burundi	Nepal
Chad	Nigeria
Colombia	Papua New Guinea
Democratic Republic of the Congo	Republic of the Congo
Ghana	Rwanda
Guinea	Sao Tome and Principe
Honduras	Sierra Leone
Indonesia	Somalia
Lebanon	Syria
Liberia	Tanzania
Madagascar	Vietnam
Malawi	Yemen
Mali	

## SECRETARIAT

---





# What does IATI do?

---

**MANY ORGANISATIONS**  
addressing international  
poverty and crises

DATA ON  
**FUNDING AND  
PROJECTS**

**iati**  
STANDARD

**OPEN  
DATA**

Open, accessible data  
on humanitarian and  
development activities



# What are IATI's Strategic Objectives (to achieve by 2025)?

1

Drive a **significant improvement in the quality** of data published to IATI

2

**Promote the systematic use of IATI data** by development and humanitarian actors

3

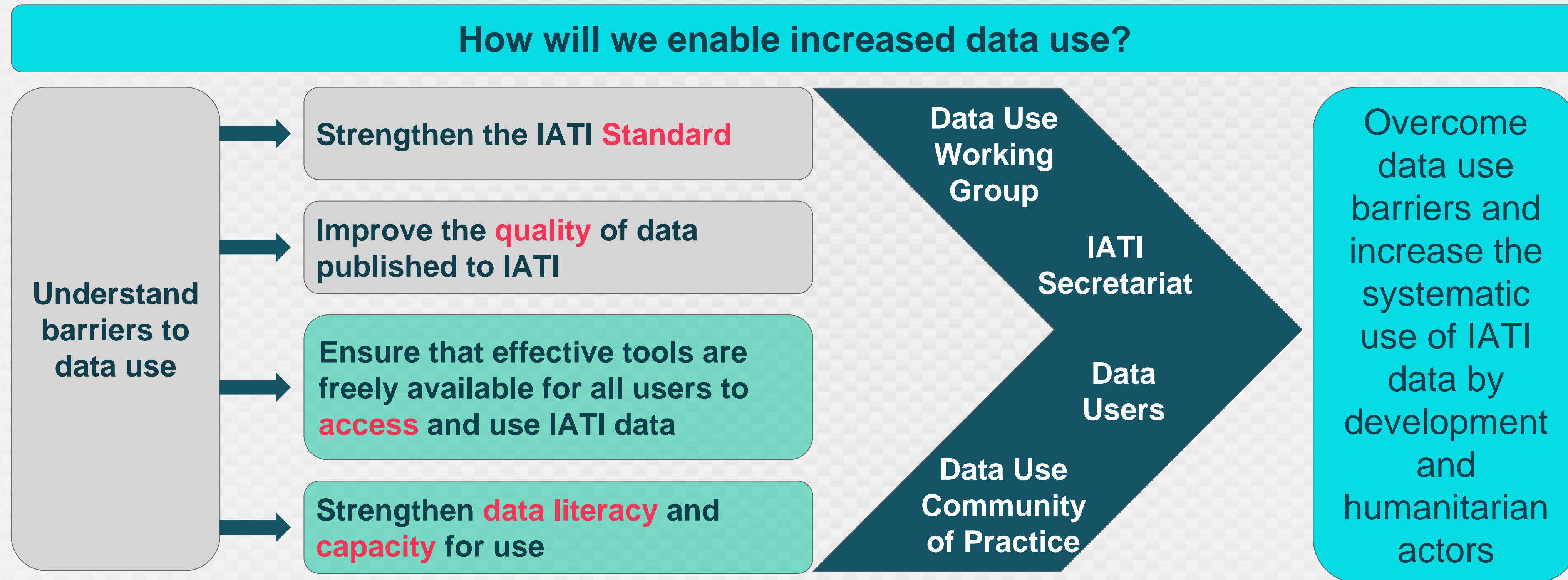
**Strengthen the IATI Standard** and **maintain / refine IATI's technical estate**

4

**Reinvigorate IATI's community** of publishers and members

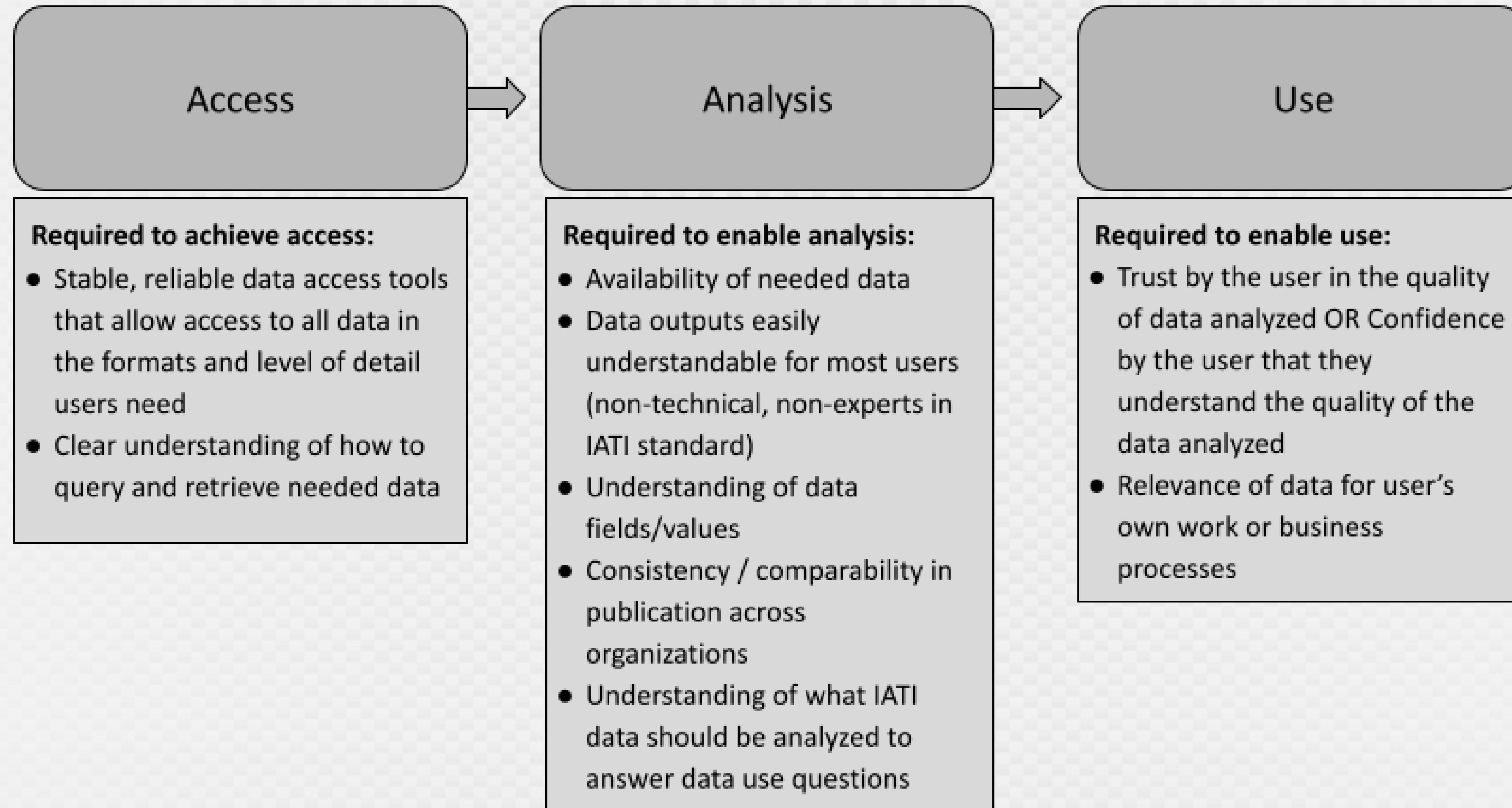


# What is the **strategic vision** for enabling data use?





# What is the **strategic vision** for **enabling data use**?





# What have we **learned** from Governments that is informing how we work to address **barriers to data use**?

---

- Need persists for more and better data on external resource flows and interest remains to source needed data from IATI, both directly and through integrations with AIMS

## Data Access

- Scope and presentation of data available in spreadsheets from CDFD largely meets needs but some additional data is needed (e.g. locations) and support is still required to understand and analyse this data, largely due to variation in the data published by different organisations, quality issues, and differences between data in IATI and data available at country level
- Many AIMS no longer being used, increasing need for direct access to IATI data
- Availability of multiple IATI data access tools is confusing and makes it challenging to know how to access IATI data

## Data Quality

- Data quality is the core barrier to data use, particularly the variation in how organisations publish to IATI
- Examples of challenges often cited by Governments include: distinguishing between resources that are channeled within and outside of government (on vs off budget), inability to know how complete an org's data is at any given point in time, inclusion of operating costs
- Data gaps on finance type, aid type, recipient orgs, OECD DAC sectors, etc., also inhibit data use

## Understanding and Analysing IATI Data

- Difficult to analyse the data due the variation in how publishers publish and other caveats that need to be understood about the data (due to quality issues, etc.)
- Non-official status of data published to IATI can make it difficult for Governments to use this data
- Differences between data fields used in IATI vs data fields used in AIMS/at country level can make it difficult to understand the data and know which data to analyse
- Data, guidance, tools need to be available in the languages of data users



# What **progress** has been made on **enabling data use** for Governments?

## Data Access

- Launch of and improvements to the Country Development Finance Data tool, including making it available in French, Spanish, and Portuguese
- Assessment of user requirements for improved data portal to be launched in 2023; will create a unified experience so that all data users have one stop location for accessing IATI data

## Data Quality

- Launch of IATI Validator so publishers can check the quality of their data
- Assessment of “how publishers publish” and direct engagement with publishers to increase their understanding of how variation inhibits data use for governments and other data users; strategy to enable systematic effort to address variation be developed in 2022
- Development of measures in new Data Quality Index (to be launched end 2022) that will assess quality of data in areas that impact usability for governments and other data users (e.g. gaps in finance type)

## Understanding and Analysing IATI Data

- Trainings and direct 1:1 support to Governments to understand and analyse IATI data
- Development of Guidance for understanding/analysing data from the Country Development Finance Data tool
- Sharing of use cases and how-to guidance on IATI Connect, including launch of the Data Use Query Corner
- Data Use Drop-In sessions
- Partner Country Workshop and upcoming Regional Workshops



# How are Governments currently using IATI data?



Data enabling assessment of external development finance landscape. For example, Nigeria has produced their last two development cooperation reports based almost exclusively on IATI data.



Data on spending and projections informing national budget planning. For example Chad used IATI data to support their national budgeting process. Their “*Rapport sur l’aide internationale au Tchad et perspectives*”, which was based on IATI data was included as an annex to the 2021 Finance Law (Loi des Finances 2021).



Data imported into AIMS to supplement country level data on external development finance. For example, IATI data has been imported into the Government of Liberia’s Project Dashboard.



# What activities are planned to support Governments in 2022?



**Ongoing advice, training and capacity building** (both virtual and in-person)



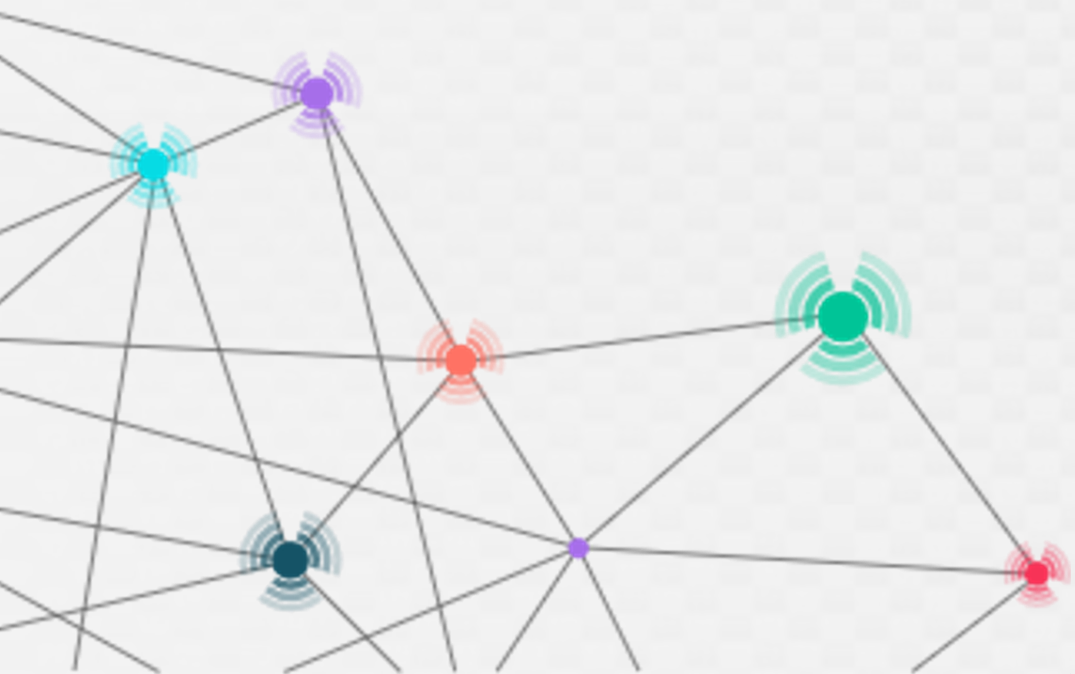
**Opportunities for in-person training and outreach**

- IATI Partner Country Workshop: Kigali
- IATI Regional Workshop 1: Abuja; 21-23 June
- IATI Regional Workshop 2: Asia; September
- Dedicated 1:1 support missions: Quarter 4
- Training of Trainers and follow-on support to build capacity at country level: planning in Q3/Q4, implementation in 2023



**Develop strategy on AIMS integration** – assess best approach to AIMS integration challenges, to include alternate solutions to integration







# Coffee Break *(15 minutes)*







## 04 Building a Community for Partner Country Governments

---



# What is your role in the IATI community?



Members, publishers, data users, transparency advocates and anyone with an interest in IATI!

**Chair and Vice Chair**



Appointed by Board members



**Members' Assembly**  
All IATI members - including Partner Countries



**Governing Board**  
Elected by members  
Henry Asor Nkang (Nigeria)  
Innocent Mugabe (Rwanda)



**Secretariat**  
UNDP, UNOPS,  
Development Initiatives



**Technical Team**



# Role of partner country government focal points

## Strategise

Provide strategic guidance and feedback to IATI to **increase overall awareness and visibility of partner country's needs, showcase existing data use cases** and ensures any **planned work addresses challenges / opportunities** for partner country governments.

## Engage

Proactively **engage** with the Secretariat and other Community members through Discussions / Consultations (on IATI Connect); events (e.g. via IATI Connect or in-person).

## Exchange

Attend **Virtual Community Exchanges** (2x annually), the **Members' Assembly** (1x / year), **partner country workshops**, etc.



# STRATEGISE



Providers of development cooperation



Partner country governments



Civil society organisations and other



Partner Country government caucus

*discuss and agree on positions prior to MA*



## Annual Members' Assembly meetings



Set and approve IATI's strategic direction



Approve major changes to the IATI Standard



Change IATI governance and standard operating procedures




Receive updates on the delivery of the budget and workplan



Learn and share best practice from other members



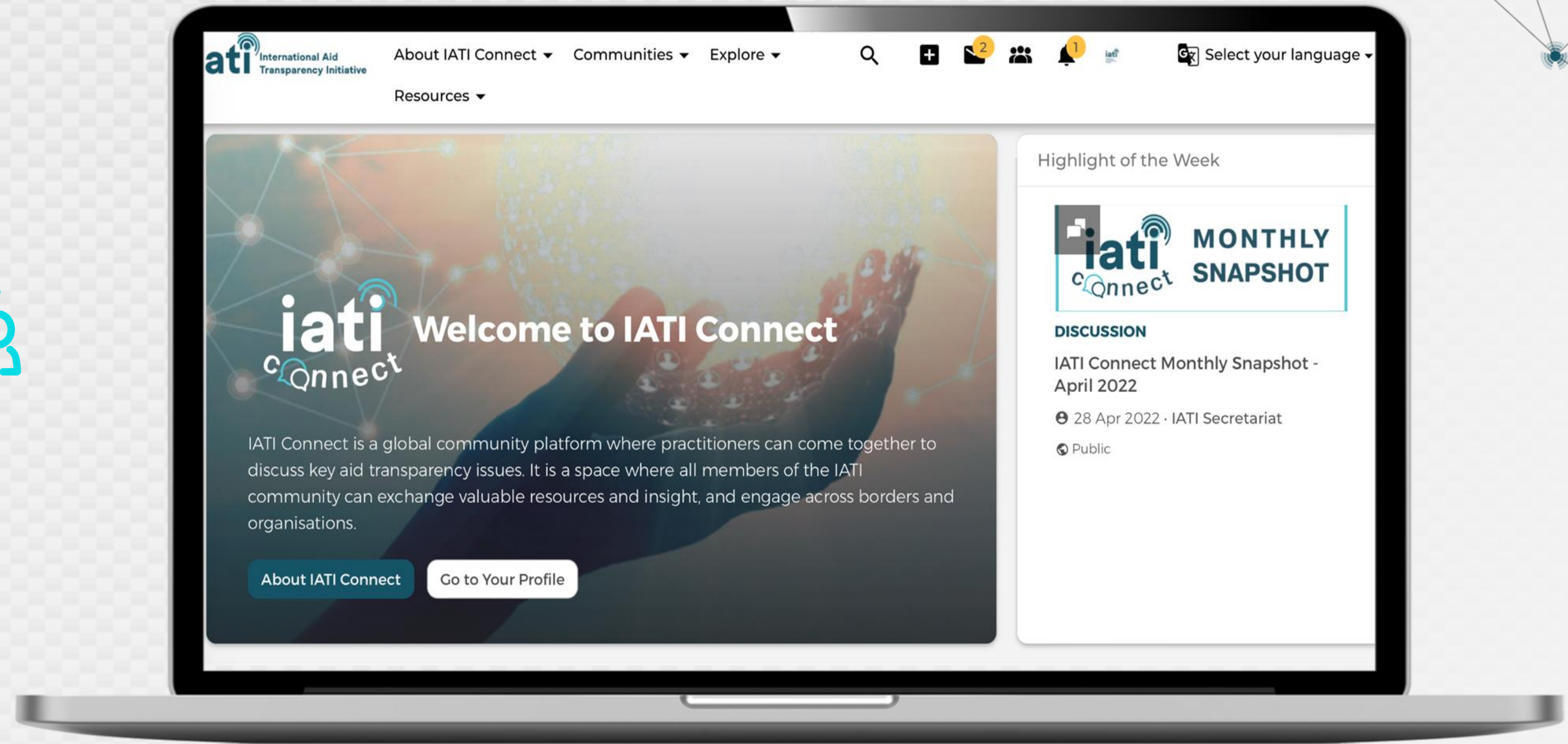




# ENGAGE



Join now at [www.iaticonnect.org](http://www.iaticonnect.org)!

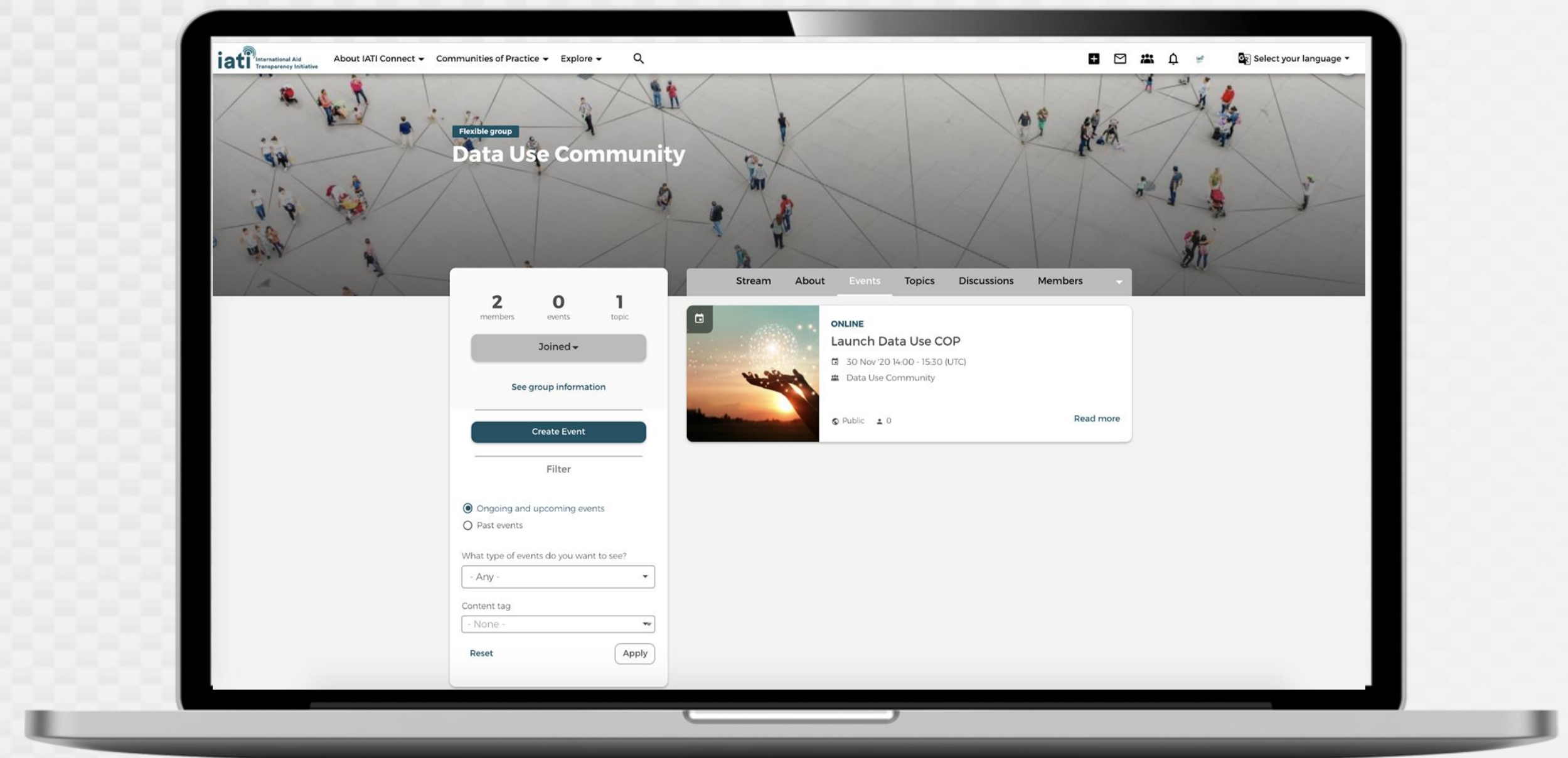





# Why *IATI Connect*?

- An informal place to **exchange** and **engage** with colleagues and peers in your field of interest or expertise;
- Help **shape the future** of IATI and its tools, access relevant guidance materials and resources;
- An easy-to-access tool to **expand your own professional network** and stay up-to-date on engagement opportunities;
- **Showcase your work** and / or receive feedback from peers;
- Launch your own **collaborative projects**.

Join now at [www.iaticonnect.org](http://www.iaticonnect.org)!









# EXCHANGE

- ✓ Hear about recent and upcoming activities within the IATI Community
- ✓ Fosters engagement between members of the IATI community
- ✓ Allows for peer learning and sharing of experiences
- ✓ Allows for showcasing and sharing of work on development cooperation and transparency

**VIRTUAL COMMUNITY EXCHANGE 3**

After two successful editions of IATI's Virtual Community Exchange

We are back with **VCE3**

On **28 June, 13:00-16:30 UTC**

**Tune in & engage** in community-led sessions, where we offer space for shared learning, sourcing ideas & sparking discussions.

VCE is **FREE & OPEN TO ALL** interested in open data & transparency

**REGISTER HERE**

Register before **23 June**

Submit your session-proposal before **13 May**

Stay tuned for more on [iaticonnect.org/VCE3](https://iaticonnect.org/VCE3)



# What are the possible mechanisms for collaboration?

---



## Utilise the **dedicated Partner Country Government space** on *IATI Connect*


- Collaborate with other partner country governments on areas of interest, including development cooperation data needs beyond IATI.
- Share documents, questions, engagement opportunities.
- "Tag" colleagues for responses.



## Organise **dedicated meetings** to continue collaborative discussion

- Online (2x / years dedicated calls, led by the Partner Country Governing Board reps)
- In-person (in the margins of the MA, at standalone workshops)





**With colleagues from all over the world present, what issues or questions would you hope you could exchange on either here at the workshop or in a community going forward?  
What do you hope to learn?**



# Lunch

*(60 minutes)*







## 05 (Re)introduction to IATI Data and IATI Data Access Tools – Part 1

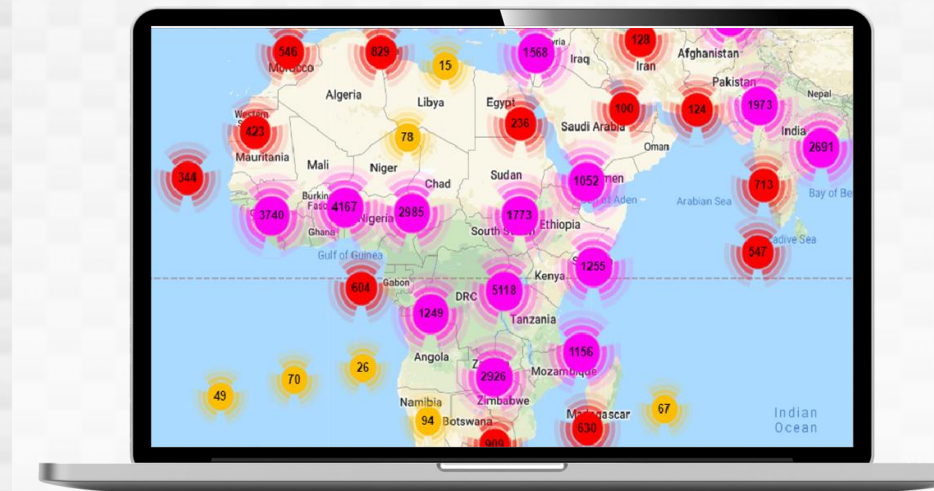
---



# HOW IS IATI DATA PUBLISHED AND ACCESSED?



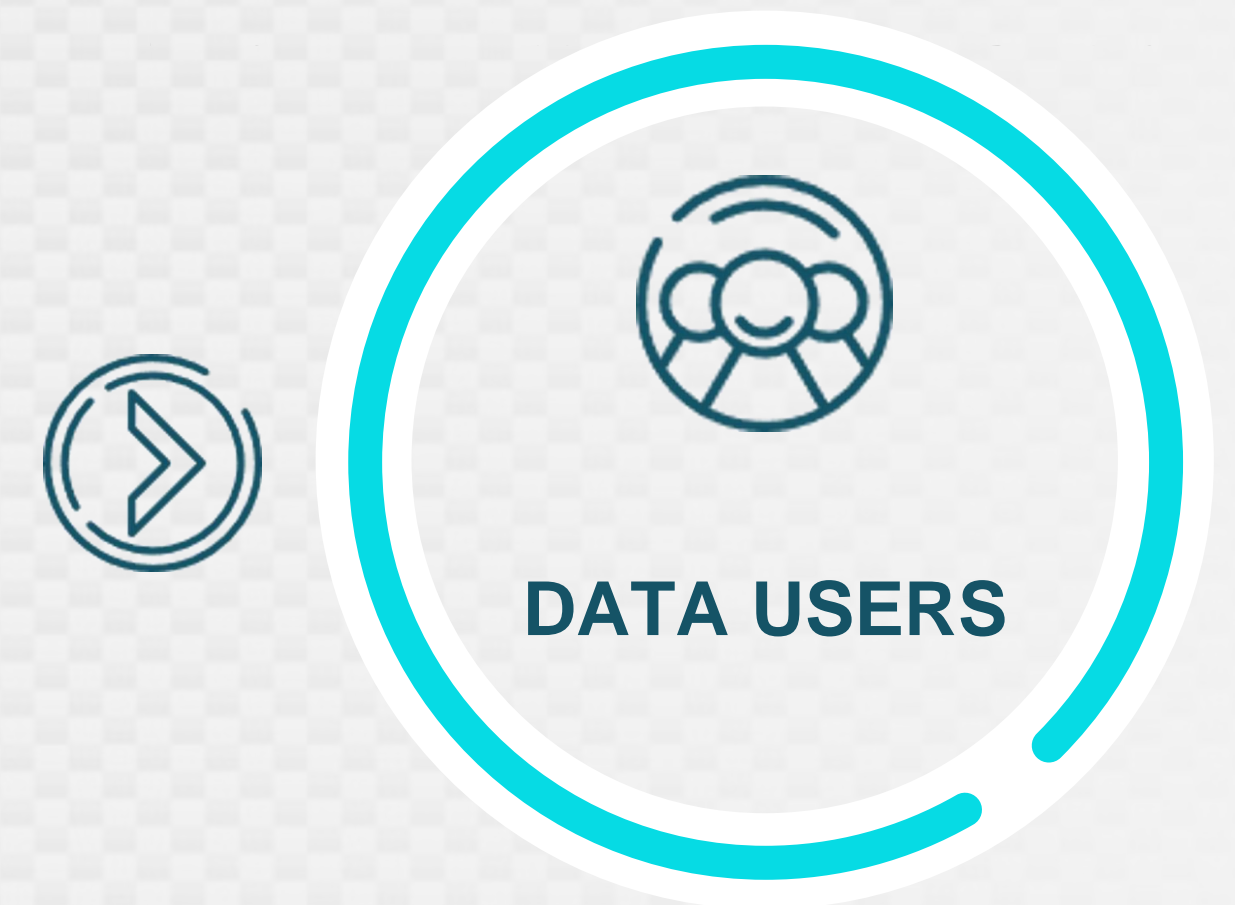
Data is converted into IATI Standard format



**ONLINE**  
Data access tools

**Country Development Finance Data Tool**

**d-portal**





# Who publishes data on their activities and spending to IATI?



Donor governments



Multilateral organisations



Development finance institutions



Philanthropic foundations



Fund managers



International non-governmental organisations



National non-governmental organisations



Private sector organisations



Academic, training and research organisations



# Who publishes data on their activities and spending to IATI?

## Example for Tanzania

DPG Partners	IATI Publishers	DPG Partners	IATI Publishers
AfDB	African Development Bank [46002]	Japan/JICA	Ministry of Foreign Affairs of Japan [XM-DAC-701-2]
Belgium	Belgian Development Cooperation [XM-DAC-2-10]	Korea/KOICA	Republic of Korea [KR-GOV-010]
Canada	Canada - Global Affairs Canada   Affaires mondiales Canada [CA-3]	Netherlands	Netherlands - Ministry of Foreign Affairs [XM-DAC-7]
CDC	United States [US-USAGOV]	Norway	Norad - Norwegian Agency for Development Cooperation [NO-BRC-971277882]
Denmark	Denmark - Ministry of Foreign Affairs, Danida [XM-DAC-3-1]	Sweden	Sweden, through Swedish International Development Cooperation Agency (Sida) [SE-0]
EU	European Commission - Humanitarian Aid & Civil Protection [XI-IATI-EC_ECHO]; European Commission - International Partnerships [XI-IATI-EC_INTPA]; European Commission - Service for Foreign Policy Instruments [XI-IATI-EC_FPI]	Switzerland	Switzerland - Swiss Agency for Development and Cooperation (SDC) [CH-4]
UK/FCDO	UK - Department for Business, Energy and Industrial Strategy (BEIS) [GB-GOV-13]; UK - Department for Environment, Food and Rural Affairs [GB-GOV-7]; UK - Department of Health and Social Care (DHSC) [GB-GOV-10];	UNDP/UNRC	United Nations Development Programme (UNDP) [XM-DAC-41114]
Finland	Finland - Ministry for Foreign Affairs [FI-3]	UNFPA	United Nations Population Fund [41119]
France	France - Ministry for Europe and Foreign Affairs [FR-6]; Agence Française de Développement [FR-3]	UNICEF	United Nations Children's Fund (UNICEF) [XM-DAC-41122]
Germany/GIZ/KfW	Germany - Federal Foreign Office [XM-DAC-5-7]; Germany - Ministry for Economic Cooperation and Development [DE-1]	UNIDO	United Nations Industrial Development Organization (UNIDO) [XM-DAC-41123]
Ireland	Ireland - Department of Foreign Affairs and Trade [XM-DAC-21-1]	USAID	United States Agency for International Development (USAID) [US-GOV-1]
Italy	AICS - Agenzia Italiana per la Cooperazione allo Sviluppo / Italian Agency for Cooperation and Development [XM-DAC-6-4]	WB	The World Bank [44000]; World Bank Trust Funds [XI-IATI-WBTF]
		WFP	United Nations World Food Programme (WFP) [XM-DAC-41140]
		WHO	World Health Organization [XM-DAC-928]



# Who publishes data on their activities and spending to IATI?

## *Example for Tanzania*

### Other organisations publishing data to IATI (examples)

#### Non-resident Bilaterals, Multilaterals

- AFD
- GAVI
- Global Fund

#### DFIs

- IFC
- FMO
- EIB

#### Foundations

- Bill & Melinda  
Gates  
Foundation

#### Implementers: International/Regional NGOs, Local NGOs, Private sector

- World Vision
- Norwegian Refugee  
Council
- TradeMark East Africa
- Results for  
Development
- KPMG
- PwC



# What **data** do these organisations publish?





# Understanding IATI Data Fields: What information did Governments tell us they need most?


---

## Projections: What external resources can it be expected will be spent in the country?

- How much money do organisations project that they will spend in each quarter of the next 3 years?

## Spending: What external resources have actually been spent in the country?

- How much money was spent by organisations in each quarter of the fiscal year?



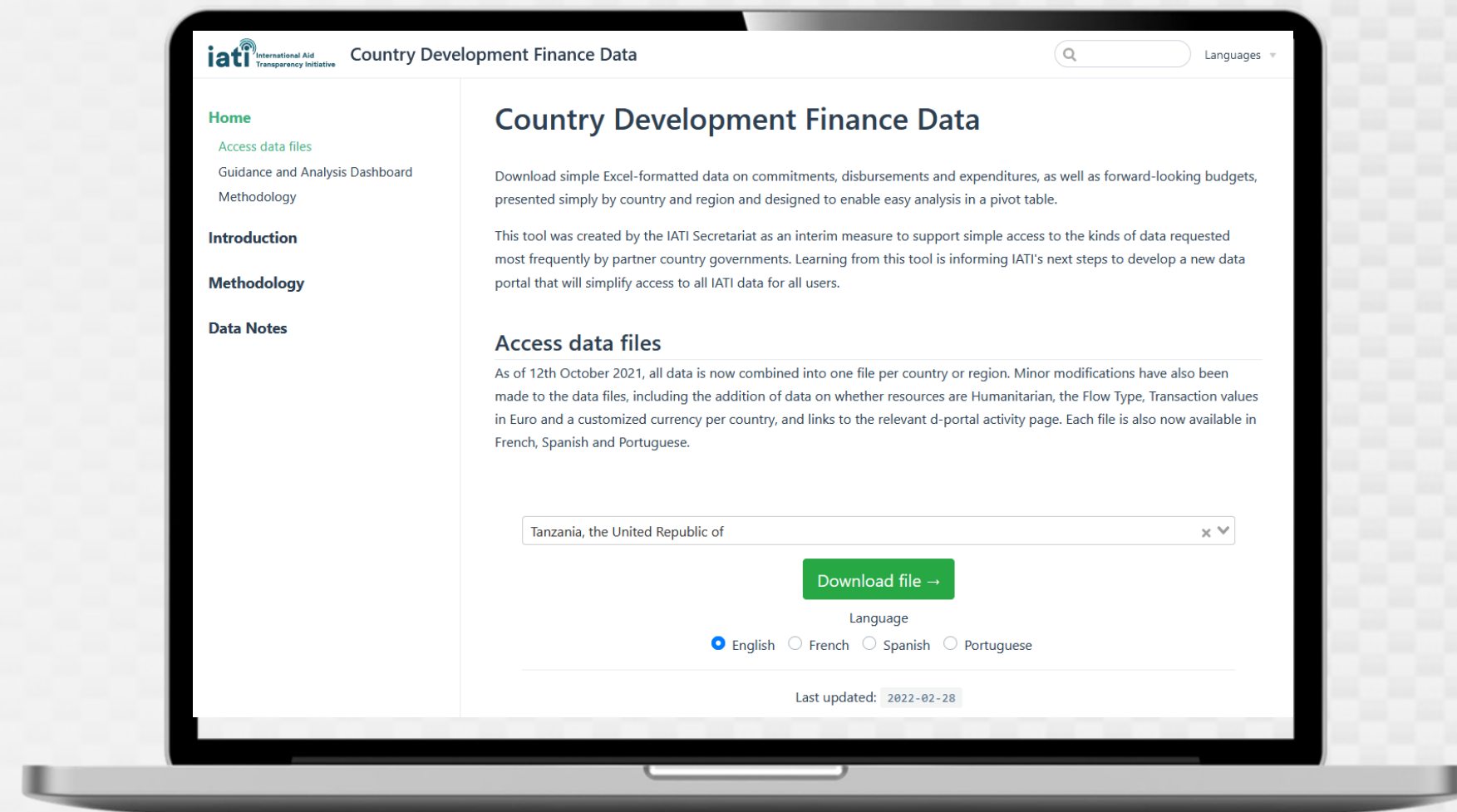
- What **organisations** are providing these resources?
- What **activities** are these resources spent on?
- Which **sectors** do the activities target?
- What **modality** and **finance type** are used to deliver these resources?
- Which organisations are the **recipients** of these resources?
- In what **locations** in the country are these activities being implemented?

*All of these questions can be answered (minus locations) by analysing the IATI data in the spreadsheets from the Country Development Finance Data tool.*



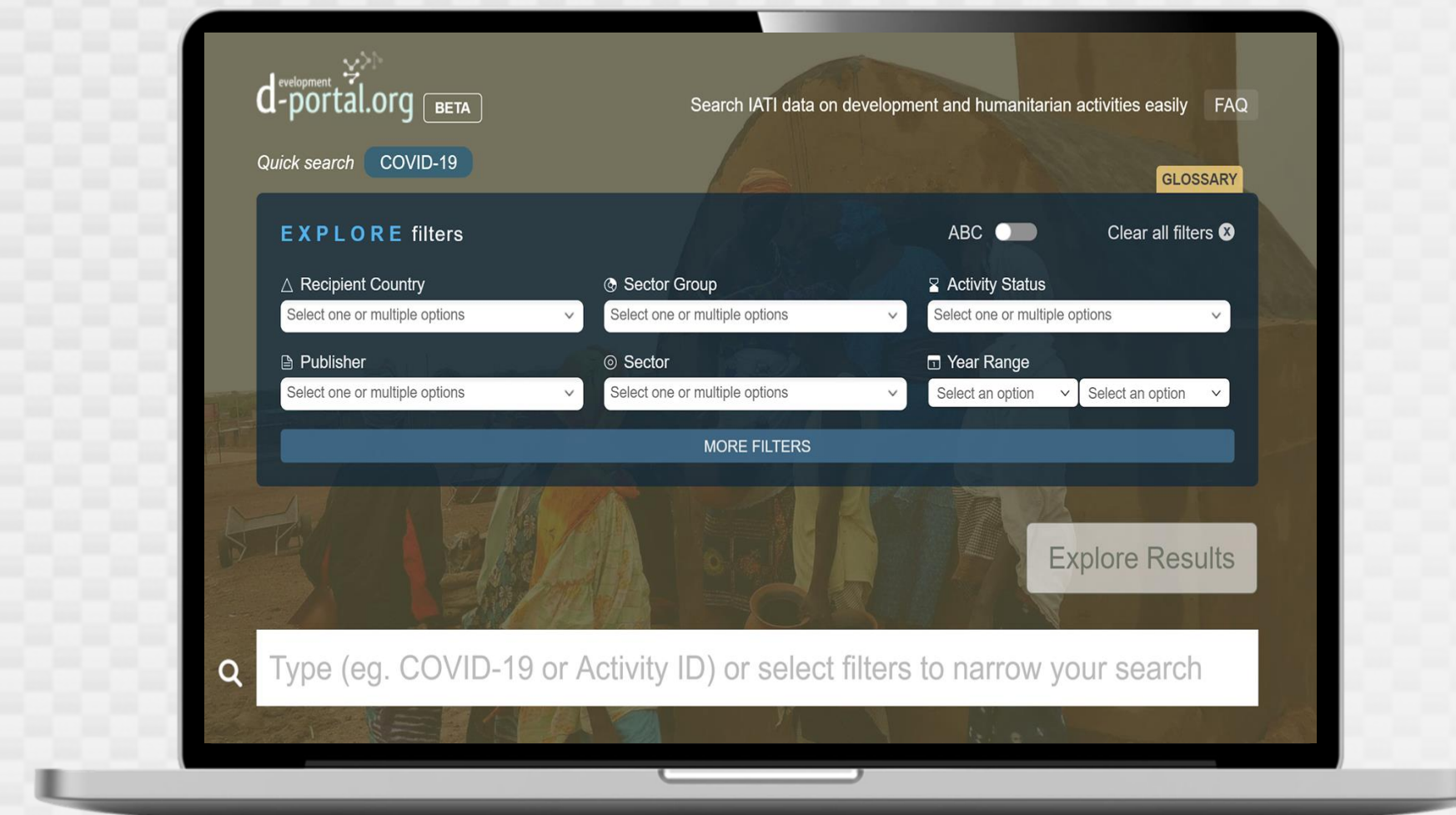
# How do governments **access** the data?

## Country Development Finance Data Tool



- Simple tool that provides access to Excel-formatted data on projections and spending by country
- Designed to meet the needs of partner country governments and other country level stakeholders
- Recommended for analysis which can be easily done in a pivot table

## d-portal




- Data visualisation tool that enables searching for particular activities or sets of activities using filters and keywords
- Recommended for viewing all information on an individual activity

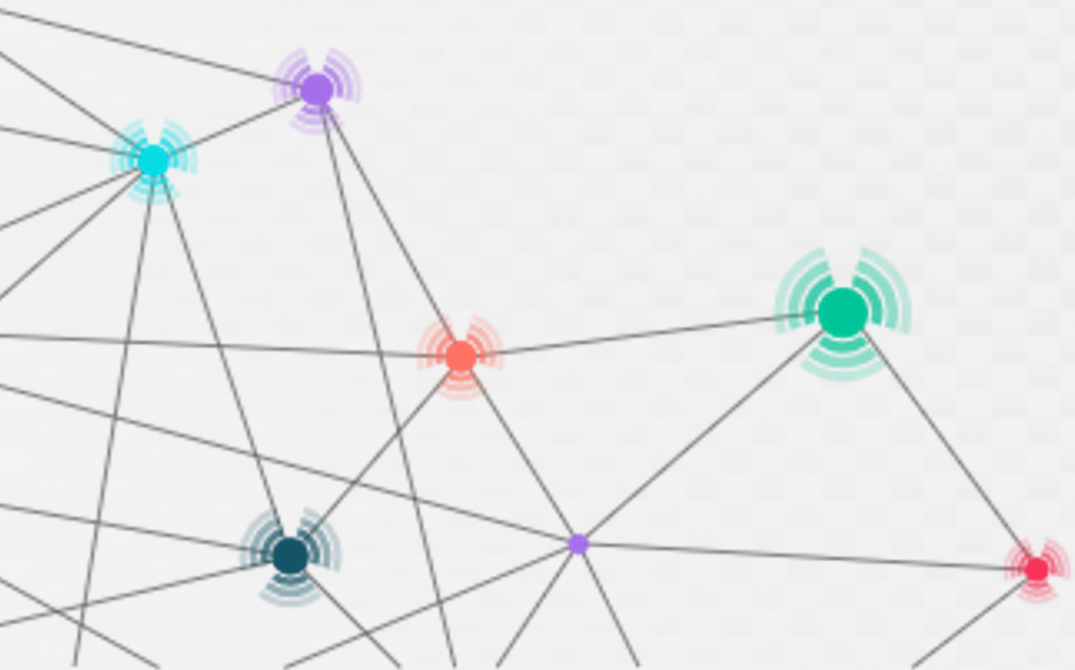


# How do governments **access** the data?

---











## 06 (Re)introduction to IATI Data and IATI Data Access Tools – Part 2

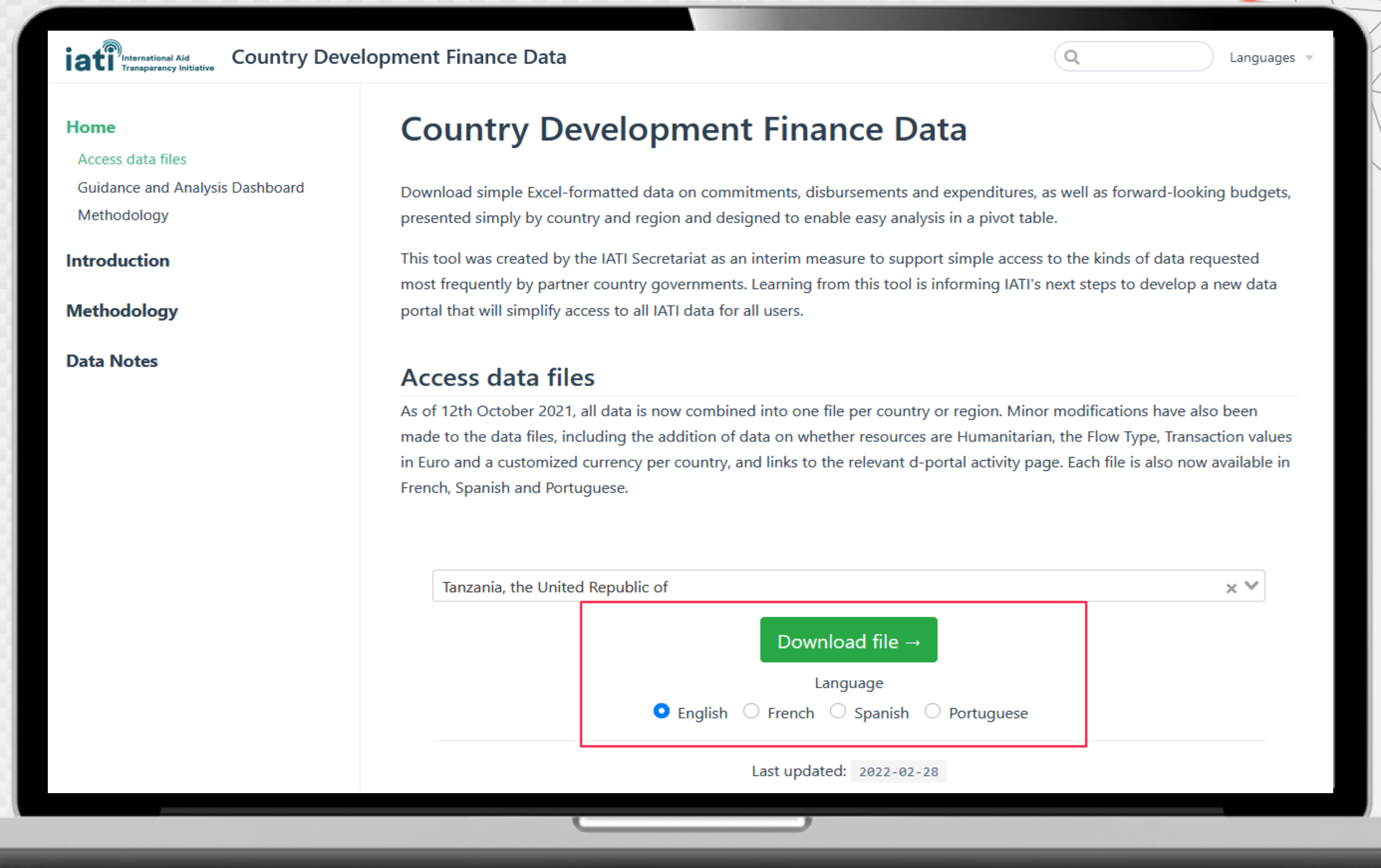
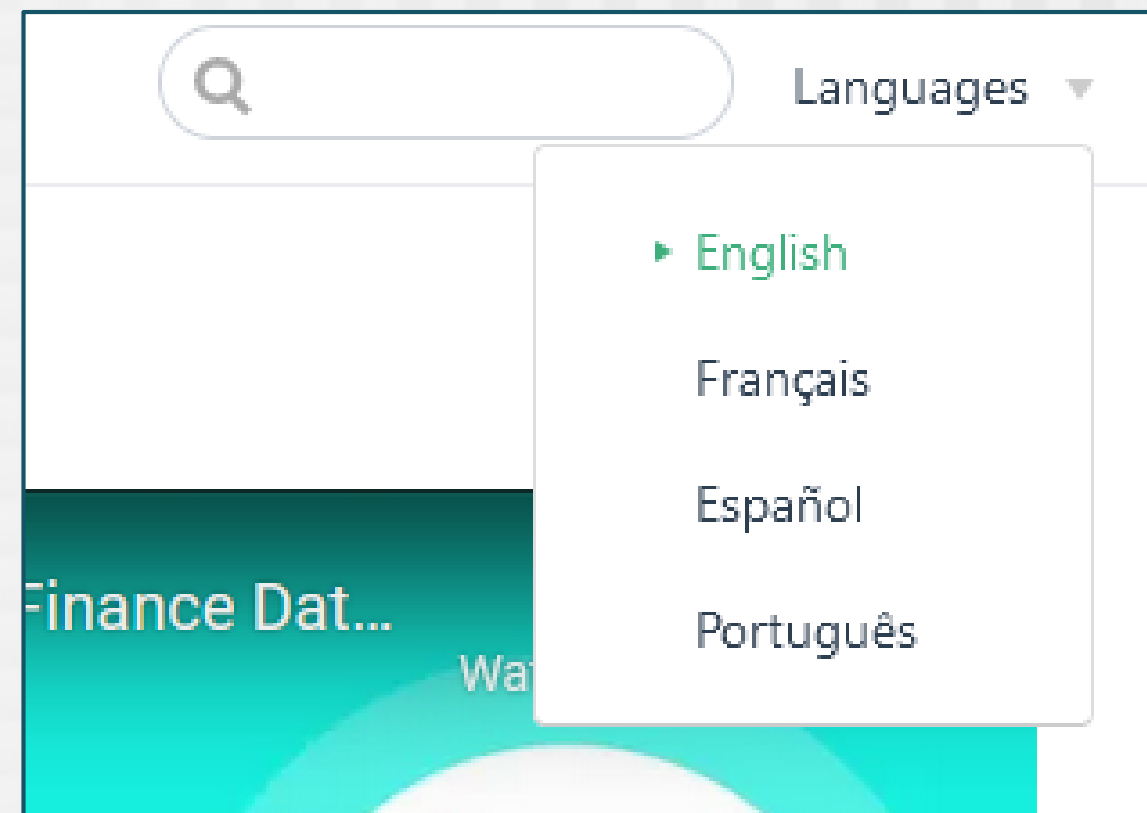
---



# Accessing the Data: Country Development Finance Data Tool

Visit the tool:

[countrydata.iatistandard.org](https://countrydata.iatistandard.org)





# Understanding the Data: Key Things to Know About the Data



**Data source:** 1400+ organisations that publish data to IATI

**Data updates:** Refreshed once per day

**Data scope:**

- Subset of the data fields published to IATI
- All activities published to IATI for all years

**Data availability:**

- Dependent on timeliness and completeness of data published
- Timeliness = varies; data gaps could be due to data not yet being published
- Completeness = not all organisations publish data in each of the fields



# Understanding the Data: Key Things to Know About the Data

## Understanding the rows in the data:

IATI Identifier	Title	Reporting Organisation	Transaction Type	Sector Category	Sector	Calendar Year	Calendar Quarter	Value (USD)
44000-P157671	Angola Statistics Project	The World Bank [44000]	3 - Disbursement	110 - Education	11130 - Teacher training	2020	Q3	1877062.6
44000-P157671	Angola Statistics Project	The World Bank [44000]	3 - Disbursement	110 - Education	11220 - Primary education	2020	Q3	469265.65
44000-P157671	Angola Statistics Project	The World Bank [44000]	3 - Disbursement	110 - Education	11321 - Lower secondary education	2020	Q3	469265.65
44000-P157671	Angola Statistics Project	The World Bank [44000]	3 - Disbursement	160 - Other Social Infras	16011 - Social protection and welfare	2020	Q3	6569719.1

## Multi-country activities:

IATI Identifier	Title	Reporting Organisation	Transaction Type	Recipient Country	Multi Country	Calendar Year	Calendar Quarter	Value (USD)
DAC-1601-OPP17816	Influencing Health Policies in East and Southern Africa	Bill & Melinda Gates Foundation [DAC-1601]	2 - Outgoing Commitment	LS - Lesotho	1	2001	Q4	64246.24
DAC-1601-OPP17816	Influencing Health Policies in East and Southern Africa	Bill & Melinda Gates Foundation [DAC-1601]	3 - Disbursement	LS - Lesotho	1	2002	Q2	64246.24



# Understanding the Data: Key Things to Know About the Data

---

## Negative transactions

**Disbursements** = typically money returned to funder

**Commitments** = typically adjustment to initial commitment

## Currency conversion

Available in USD, Euro, local currency

Monthly exchange rates from the IMF's International Financial Statistics



# Understanding the Data: Data Fields Comparison

---

Country Level/AIMS Data Field	Global/IATI Data Fields
Projections (e.g. for MTEF Projections)	Budgets
Commitments	Outgoing Commitments (Transactions)
Spending (usually called Disbursements)	Disbursements; Expenditures (Transactions)
Organisations providing the resources	Reporting organisation; Provider organisation
Organisations receiving/implementing the resources	Receiver organisation; Implementing organisation
Projects/Activities	Activity Title; IATI Identifier
Sector	Sector Category; Sector
Modality	Aid Type
Assistance Type	Finance Type



# Understanding the Data: Data Fields

---



Data Field	Description	Possible Values
<b>IATI Identifier</b>	This is the identifier for the activity. Each activity in IATI has a unique IATI identifier.	All values are unique → Example: 44000-P163328
<b>Title</b>	This is the title of the activity.	Most values are unique (titles can be repeated) → Example: Himachal Pradesh State Roads Transformation Project.
<b>Reporting Organisation</b>	This is the organisation that has published the activity to IATI. If there is a code (e.g. XM-DAC-41122), this is a unique code for that organisation, also known as the “organisation identifier.”	More than 1,400 organisations publish their activities to IATI. Example: XM-DAC-41122 – this is the unique organisation identifier for UNICEF.





# Understanding the Data: Data Fields

Data Field	Description	Possible Values
<b>Reporting Organisation Type / Provider Organisation Type / Receiver Organisation Type</b>	This is the type of organisation(s) engaged in the activity. This is always included for the Reporting Organisation, but not always reported for the Provider or Receiver Organisation(s).	<ul style="list-style-type: none"><li>• 10 - Government</li><li>• 11 - Local Government:</li><li>• 15 - Other Public Sector</li><li>• 21 - International NGO</li><li>• 22 - National NGO</li><li>• 23 - Regional NGO</li><li>• 24 - Partner Country based NGO</li><li>• 30 - Public Private Partnership</li><li>• 40 - Multilateral</li><li>• 60 - Foundation</li><li>• 70 - Private Sector</li><li>• 71 - Private Sector in Provider Country</li><li>• 72 - Private Sector in Aid Recipient Country</li><li>• 73 - Private Sector in Third Country</li><li>• 80 - Academic, Training and Research</li><li>• 90 - Other</li></ul>



# Understanding the Data: Data Fields

Data Field	Description	Possible Values
<b>Transaction Type</b>	This is the type of the transaction. There are 13 transaction types that can be reported to IATI, but 4 are included in the Transactions spreadsheet which allows users to assess the resources committed (Outgoing Commitments) and spent (Disbursements and Expenditures). Budgets are also included.	<ul style="list-style-type: none"><li>• Incoming Funds</li><li>• Outgoing Commitments</li><li>• Disbursements</li><li>• Expenditures</li><li>• Budgets</li></ul>
<b>Aid Type</b>	This is the type or modality of aid (e.g. project, budget support, etc.). This is not available for all transactions / budgets as not all organisations have reported the modality in which the resources are delivered.	Values in this field are from the OECD DAC codelist for Type of Aid.



# Understanding the Data: Data Fields

Data Field	Description	Possible Values
<b>Finance Type</b>	This is type of finance (e.g. loan, grant, etc.). This is not available for all transactions / budgets as not all organisations have reported whether the resources are a loan, grant, etc.	Values in this field are from the OECD DAC codelist for Type of Finance.
<b>Provider Organisation</b>	This is the organisation from which the resources originated. This is not available for all transactions / budgets as not all organisations have reported this information. As there can be multiple Funding Organisations reported for one activity, there may be multiple values in this column.	Values in this field are either the organisation name + unique code which references the organisation (known as the “organisation identifier”), only the organisation name or only the unique code. As there is a lack of standardisation in the reporting of these names, the same organisation might be referenced by multiple variations of their name.



# Understanding the Data: Data Fields

Data Field	Description	Possible Values
<b>Receiver Organisation</b>	This is the organisation receiving the specified transaction amount. This is not available for all transactions/budgets as not all organisations have reported this information. As there can be multiple implementing organisations reported for one activity, there may be multiple values in this column.	Values in this field are either the organisation name or if not available, a unique code which references the organisation, known as the “organisation identifier.” As there is a lack of standardisation in the reporting of these names, the same organisation might be referenced by multiple variations of their name.
<b>Recipient Country (or region)</b>	This is the country or region that was the recipient of this transaction.	The value will be only one country or region as the file is filtered to only include the selected country or region.
<b>Multi Country</b>	This indicates whether the activity has one or multiple recipient countries. If it is a multi-country activity, this means that the estimated percentage to that country has been applied to the transaction / budget values.	<ul style="list-style-type: none"><li>• 0 = Transaction / budget is part of an activity which has only one recipient country (or region).</li><li>• 1 = Transaction / budget is part of an activity which has multiple recipient countries.</li></ul>



# Understanding the Data: Data Fields

Data Field	Description	Possible Values
<b>Sector Category</b>	This is the category of the sector (e.g. 121 – Health, General) that an activity is supporting and is more aggregated than Sector (e.g. 12182 – Medical Research). It is based on the OECD DAC's list of 3-digit sectors.	Values in this field are from the OECD DAC's list of 3-digit sectors, from the OECD.Stat website. There are 43 Sector Categories that can be selected, e.g. 121 – Health, General.
<b>Sector</b>	This is the name of the sector that an activity is supporting and is a sub-sector of the Sector Category. It is based on the OECD DAC's list of 5-digit sectors.	Values in this field are from the OECD DAC's list of 5-digit sectors, from the OECD.Stat website. There are 295 Sectors that can be selected, e.g. 12182 – Medical Research.
<b>Humanitarian</b>	This indicates whether the transaction / budget can be categorised as humanitarian.	<ul style="list-style-type: none"><li>• 0 = Transaction / budget is not categorised as humanitarian</li><li>• 1 = Transaction / budget is categorised as humanitarian</li></ul>



# Understanding the Data: Data Fields

Data Field	Description	Possible Values
<b>Calendar Year</b>	This is the year in which the transaction occurred or the year for which the budget values have been aggregated.	All years for which data is available in IATI.
<b>Calendar Quarter</b>	This is the quarter in which the transaction occurred or the quarter for which the budget values have been aggregated.	<ul style="list-style-type: none"><li>• Q1: January – March</li><li>• Q2: April – June</li><li>• Q3: July – September</li><li>• Q4: October – December</li></ul>
<b>Calendar Year and Calendar Quarter</b>	This is the year and quarter in which the transaction occurred or the year and quarter for which the budget values have been aggregated.	
<b>Value (USD); Value (EUR); Value (Local)</b>	This is the value of this row in U.S. Dollars, Euros, and the Local Currency.	Any numeric value (can be positive or negative).



# Analysing the Data: General Guidance



## Calculating spending:

- Aggregate Disbursement and Expenditure transactions



## Avoiding double counting of resources:

- Common challenge when analysing development and humanitarian resource flows
- Difficult to avoid due to inconsistency in how publishers publish
- Recommendations:
  - Exclude resource flows from national/local NGOs
  - Manually de-duplicate

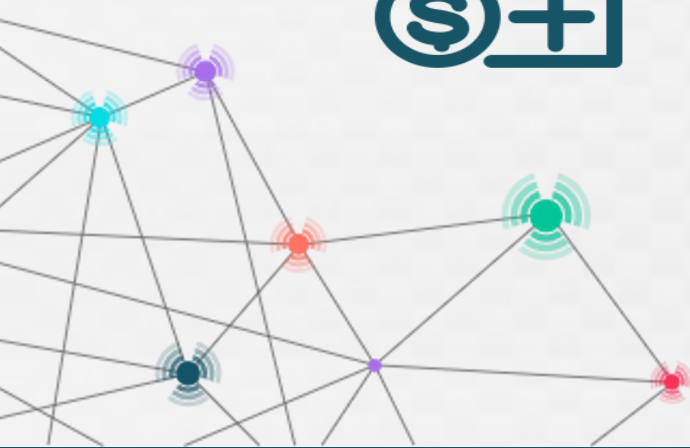
**Example:**  
All orgs in delivery chain record disbursements

Bilateral → UN agency → INGO → Local NGO



## Attributing resource flows to Reporting Organisation vs Provider Organisation

- Recommended to use Reporting Organisation when analysing resource flows





# Analysing the Data

---



## 1. Creating and setting up a Pivot Table

## 2. Analysis examples

1. Spending by Reporting Organisation Type
2. Spending by Reporting Organisation
3. Spending by Sector Category
4. Spending by Finance Type
5. Spending by Aid Type
6. Spending by Receiver Organisation



# Analysing the Data: CDFD Excel Dashboard



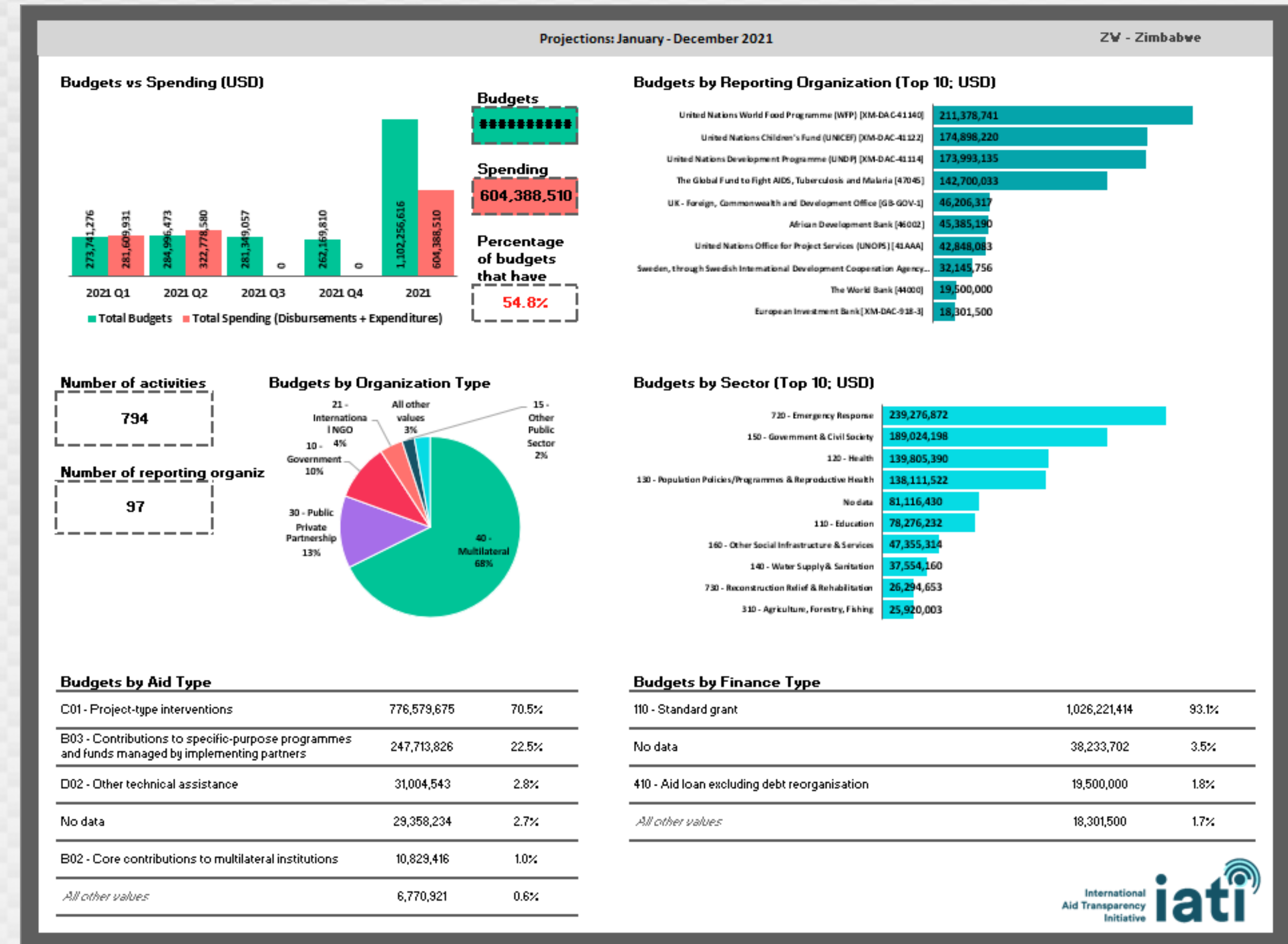
Provides data users with tool to easily analyse and visualise the data in the spreadsheets



Automatically populates a series of graphs, charts, data tables, when data is added



Detailed instructions for adding the data in the workbook





# Analysing the Data: IATI CDFD Analysis Dashboard

---



- 1. Adding the data to the workbook**
- 2. Overview of analysis**
  - 1) Summary analysis in dashboards
  - 2) Analysis by year and quarter
  - 3) Analysis by fiscal year
  - 4) Analysis by data field
  - 5) PivotTable



# Coffee Break (15 minutes)







## 07 Hands-on Training

---



# Exercises

## **Exercise 1: Individual**

Practice setting up the Excel Dashboard

## **Exercise 2: Small Groups**

Download data for country x (TBD in session), insert a Pivot Table, and setup the Pivot Table

- Assess spending for 2021
  - Number of organisations reporting activities with spending
  - organisation that spent the most resources
  - Sector in which the most resources were spent
- Assess projections/budgets for 2022
  - Number of organisations reporting activities with budgets
  - organisation that are projecting to spend the most resources
  - Sector in which the most resources are projected to be spent



# Exercises

## **Exercise 3: Individual**

### ***Comparing Country Level Data vs IATI Data***


Download data for your country, insert a Pivot Table, and setup the Pivot Table

- Assess budgets or spending for year that you brought data for so you can compare
- Do further analysis in Pivot Tables to explore these questions:
  - How many organisations are in your dataset vs the IATI dataset?
  - Are there any large amounts from organisations you didn't know were active in your country?
  - What is the difference in total resource flows – e.g. budgets or spending?
  - Are there data fields available in your dataset that are not available in the IATI dataset and vice versa?



# Discussion: Observations, successes, and challenges encountered

---







**International  
Aid Transparency  
Initiative**



**Wifi: Mille Collines  
"Ticket login"  
Username: kivu2  
Password: kivu2**



**Partner  
Country  
Workshop**



**Kigali,  
Rwanda**



**17-18 May  
2022**



# Agenda: Day 2

---



- 08** Welcome and Recap of Day 1
- 09** Understanding the current development cooperation landscape (DCF)
- 10** Presentations on the use of IATI data in the partner country government context
- 11** – parts 1 & 2
- 12** Discussion on opportunities for use of IATI data to meet development finance information needs
- 13** – parts 1 & 2
- 14** Wrap-up and Next Steps





## 08 Welcome and Recap of Day 1

---



# 2022 IATI Partner Country Workshop - Day 1 Recap

## Common challenges

Several partner country representatives raised common challenges, including gaps in data; the validation of data; the issue of monitoring resource flows channeled outside of government (e.g. to civil society, private sector, and academia). Concerns were also raised about double-counting, recording South-South cooperation, and validating projected finances.

## Collaboration

Our sessions saw fruitful exchange between partner countries on our common challenges and the ongoing need for more and better data on external development finance. Examples of IATI Connect were shown to the representatives, with suggestions of methods to create additional avenues of collaboration.

## Training findings

Participants had an opportunity to get hands-on experience using CDFD data, and learn how to analyze the data using pivot tables. Many insights were found on the use of pivot tables for analysis, and how IATI data compared to in-country data sources.





**09** Understanding the current development cooperation landscape: Challenges and opportunities for enhancing data systems to respond to new and emerging risks

---



# IATI Partner Country Workshop

Understanding the current development cooperation landscape: Challenges and opportunities for enhancing data systems to respond to new and emerging risks

Presentation by UNDESA/FSDO



# Development cooperation in all its forms, is more important than ever in the current risk landscape

---

- Official ODA in 2021 by DAC amounted to USD 178.9 billion, 0.33% of combined GNI
  - Greater emphasis on grant financing needed due to growing debt challenges
  - Funding for short-term Covid-recovery needs and long-term health system resilience remains limited
  - New climate adaptation finance goal and the lack of clarity on “new and additional”
  - Absorptive capacities of governments for new forms of development cooperation, including South-South and Triangular Cooperation
  - Unpredictable impacts of conflict in Ukraine
-



# Complex risk landscape requires countries to effectively monitor and track development cooperation to ensure alignment with country needs

---

- The pandemic has put further burdens on developing countries' already over-stretched data and statistical systems
  - Strengthening of existing national statistical systems and monitoring and evaluation have become an even greater priority in the context of COVID-19.
    - Timely and accurate data for key performance indicators
    - Open and collaborative data generation tools
    - Investment in statistical infrastructure
    - Technology transfer and technical cooperation
-



# The Development Cooperation Forum: Linking global policy dialogue to country-level realities

---

- **The DCF High-level Meeting** will play a more prominent role as an inclusive global platform to address frontier issues and emerging challenges and refine ideas for scaling up high-quality and high-impact development cooperation.
  - Additional activities will be undertaken on: (i) consensus building and policy coordination; (ii) policy analysis and knowledge building; (iii) peer learning and capacity support; and (iv) stakeholder engagement and outreach.
  - The **DCF Survey exercise** and its associated study are key UNDESA initiatives that support the DCF.
-



# Interactive Discussion

---

## Opening remarks:

- W. Jean Marie Kébré, Director of Coordination and Effectiveness of Public Aid for Development, Burkina Faso
- Innocent Mugabe, AIMS Manager, Rwanda
- Angel Sevilla, Cooperation Analyst / PGC Admin, Honduras

## Interactive dialogue

---



# Guiding questions

---

- What lessons did you learn about the strengths and weaknesses of your development cooperation information system during Covid-19? What other existing or emerging development cooperation trends are impacting your system and how?
  - How is your country's development cooperation information system structured? How does it collect and use the relevant data for effective policy making?
  - What are the priority areas for capacity development for data and statistical capacities and how are development partners responding to these priorities?
  - What innovative tools and partnerships has your country used to enhance the effectiveness of your development cooperation information systems?
-



# Resources

---

- Website: [DCF Home | Financing for Sustainable Development Office \(un.org\)](#)
- DCF Survey Study : [DCF Survey | Financing for Sustainable Development Office \(un.org\)](#)
- 2021 DCF high-level meeting summary: [N2113566.pdf \(un.org\)](#)

Latest DCF Analytical work:

- [UN/DESA Policy Brief #122: Adapting international development cooperation to reduce risk, enable recovery and build resilience | Department of Economic and Social Affairs](#)
  - [2021 DCF HLM CRP\\_0.pdf \(un.org\)](#)
  - [Risk-informed development cooperation and its implications for ODA use and allocation. Lessons for the Decade of Action to Deliver the SDGs | Financing for Sustainable Development Office \(un.org\)](#)
  - [Integrated approaches to climate action and disaster risk reduction: Strengthening the quality and impact of development cooperation | Financing for Sustainable Development Office \(un.org\)](#)
-



---

# Thank you!

Stay in touch with us at [dcf@un.org](mailto:dcf@un.org)

[DCF Home | Financing for Sustainable Development Office \(un.org\)](#)

---





## 10 Presentations on the use of IATI data in the partner country government context - Part 1

---

**Motai Ramokoinihi**, Lesotho Ministry of Development Planning

**Ali Saleh Bichara**, Chad Ministère des Finances et du Budget

**Lamine Camara**, Guinea Ministry of Economy and Finance



# *Analyzing external financial flows into Lesotho and the use of IATI data*

Mr Motai Ramokoinihi, Senior Economic Planner

Aid Coordination, Lesotho Ministry of Development Planning



# Presentation Outline

Background

Objectives

Why did we make use of IATI data?

How did we undertake the analysis?

What are key analysis done with IATI data?

How is the Analysis used?



# Background

- The Government of Lesotho embarked on producing and publishing the Development Cooperation Report (DCR) annually since 2013, using national Database - Public Sector Investment Database (PSID)
- DCR serves as a publication of Official Development Assistance (ODA) to Lesotho.
- This is a purposive exercise aimed primarily at showing Lesotho's commitment to Accra and Paris declarations to Aid effectiveness. Development Partners and recipient Countries which are signatories to these declarations committed themselves to five principles of aid effectiveness; Ownership, Alignment, Transparency, Results, and Mutual Accountability.
- Outlines the sources and volumes of external development assistance available to Lesotho, its composition, destination and trends.



# Objectives

- ⌞ To provide a systematic review of external financial flows into Lesotho
- ⌞ To inform policy dialogue and decisions on planning, mobilization and utilization of development resources, based on the lessons of past performance
- ⌞ To serve as a key instrument for informing policy dialogue between government and DPs
- ⌞ To inform allocation strategies for implementation of the National Development Plan (NSDP II)



# Why did we make use of IATI data?

- Used IATI data as a complement to data from the Commonwealth Secretariat Debt Recording Management System (CS-DRMS)
- For past 5 years, report anchored to IATI
- IATI provides wider coverage as opposed to use of the limited data available from the Public Sector Investment Database (PSID)
- Has enabled covering of aid flows beyond public sector, to include external development assistance to the private sector, foundations and NGOs
- Margin of error in recording aid flows to Lesotho have been minimized



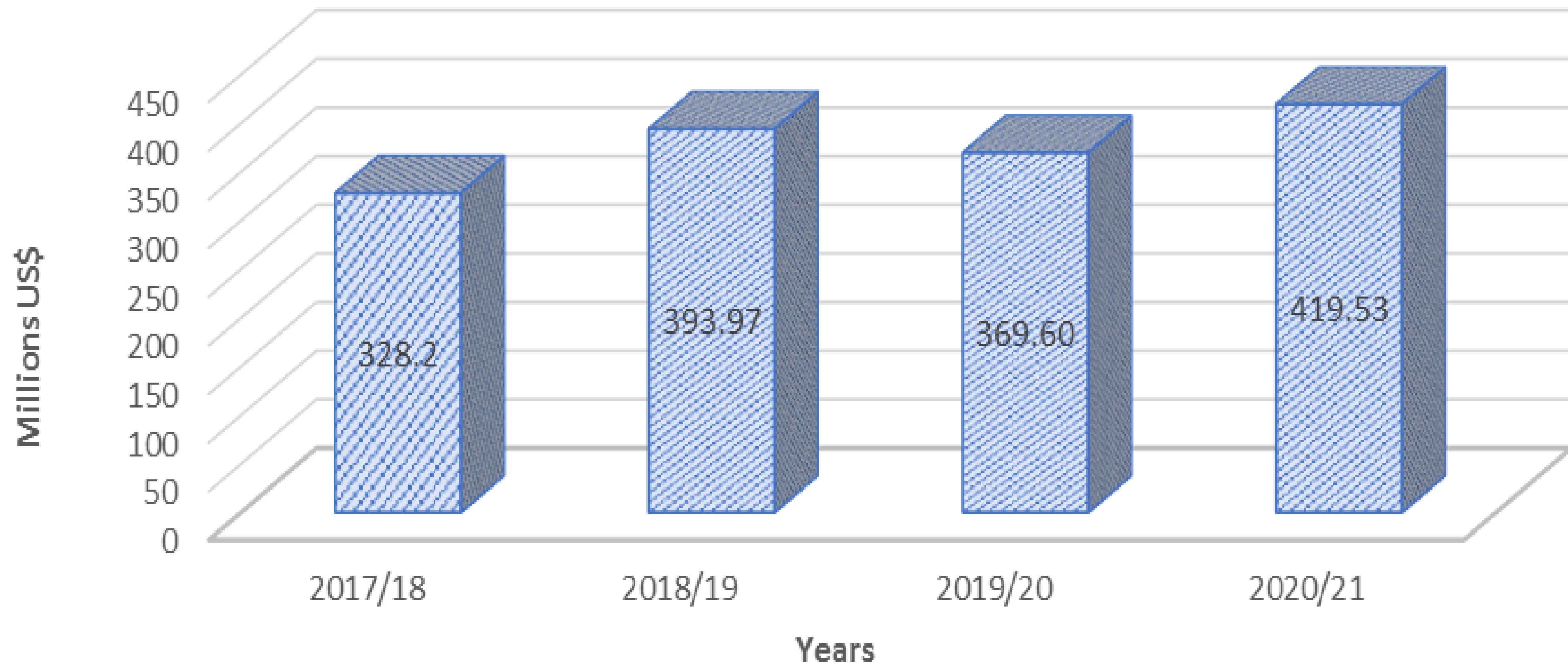
# How did we undertake the analysis?

- ↳ Previously Datastore and for most recent year the Country Development Finance Data tool were used to undertake the analysis.
- ↳ Extract the data from the Datastore and Country Finance Data tool for the year under review.
- ↳ Filter the data looking at project start and end dates, commitments and sectors etc.
- ↳ The checks were done using the reports provided by the donors on monthly bases as well as the local/national database (CS-DRMS)
- ↳ There are some challenges that we encountered
  - Sectors were not specified/unallocated
  - Transaction Type – Commitments, disbursements, expenditures
  - Different currencies



# What are some key analysis done with IATI?

TOTAL DISBURSEMENTS BY ALL DEVELOPMENT PARTNERS





# What are some key analysis done with IATI data?

- Since the year (2017/18), external development assistance has been tracked through usage of data from IATI as opposed to the PSID that was used previously.
- In 2017/18 development assistance improved to US\$328.2 million from US\$141 million in 2016/17 and increased further to reach a high of US\$393.97 million in 2018/19. A slight decrease of around 7% was seen in 2019/20.
- A significant progress was made in improving aid transparency, which has served to inform better coordination. This information has also proven useful for monitoring aid effectiveness principles.



# How are we using this analysis?

- Helps the Government of Lesotho and aid community to analyse aid flows, determine priorities, identify overlaps, analyse results versus spent funds and reach agreements on strategic direction with regards to allocation of international assistance going forward.
- To automate Public Sector Investment Program (PSIP) - list of all projects that have been appraised and approved by the Public Sector Investment Committee (PSIC). This is a list of projects that are awaiting funding.
- Be able to overcome the absence of an aggregate overview of the aid to Lesotho, as well as accessible unique archival repositories of assistance to Lesotho over time.
- Lesotho was able to establish a publicly accessible, transparent and global picture of international assistance to Lesotho and domestic financing on a perpetual basis.



**THANK YOU FOR YOUR ATTENTION**

**Email: [motai.ramokoinihi@gmail.com](mailto:motai.ramokoinihi@gmail.com)**

**Mobile: +266 630 919 85**

**: +266 567 024 76**





# Ministry of Finance and Budget

OBSERVATOIRE TCHADIEN DES FINANCES PUBLIQUES  
(OTFiP)

Observatory of Public Finance, a body responsible for promoting transparency  
in public finance management

**PRESENTED BY ALI SALEH BICHARA**

**Ministry of Finance and Budget**

**IATI PARTNER COUNTRY WORKSHOP**

**Kigali, 17 - 18 May 2022**



[www.observatoire.td](http://www.observatoire.td)





# Agenda

- I. Observatory of Public Finance (OTFiP) and its mission
- II. Why partner with IATI ?
- III. What has been done ?
- IV. Challenges



# I. Observatory of Public Finance (OTFiP) and its mission (1/3)

The creation of the OTFiP (Order No. 10/MFB/SG/2017 of January 20, 2017) makes it possible to increase transparency in the management of public finances. This contributes to good governance and the implementation of more effective public policies.

More specifically, the Observatory is responsible for:

- Collecting and disseminating data and information relating to public finances;
- Making available to the public the figures on the budgetary and financial impacts of public policies;
- Proposing a schedule for disseminating information on public finances at the start of each year;
- Regularly distributing a summary, clear and simple guide relating to the budget;
- Providing objectively and for educational purposes, regular information on the main stages of the budgetary procedure, their economic, social and financial stakes;
- Undertaking all actions contributing to transparency and good governance in the management of public finances. Collecter et diffuser les données et informations relatives aux finances publiques ;



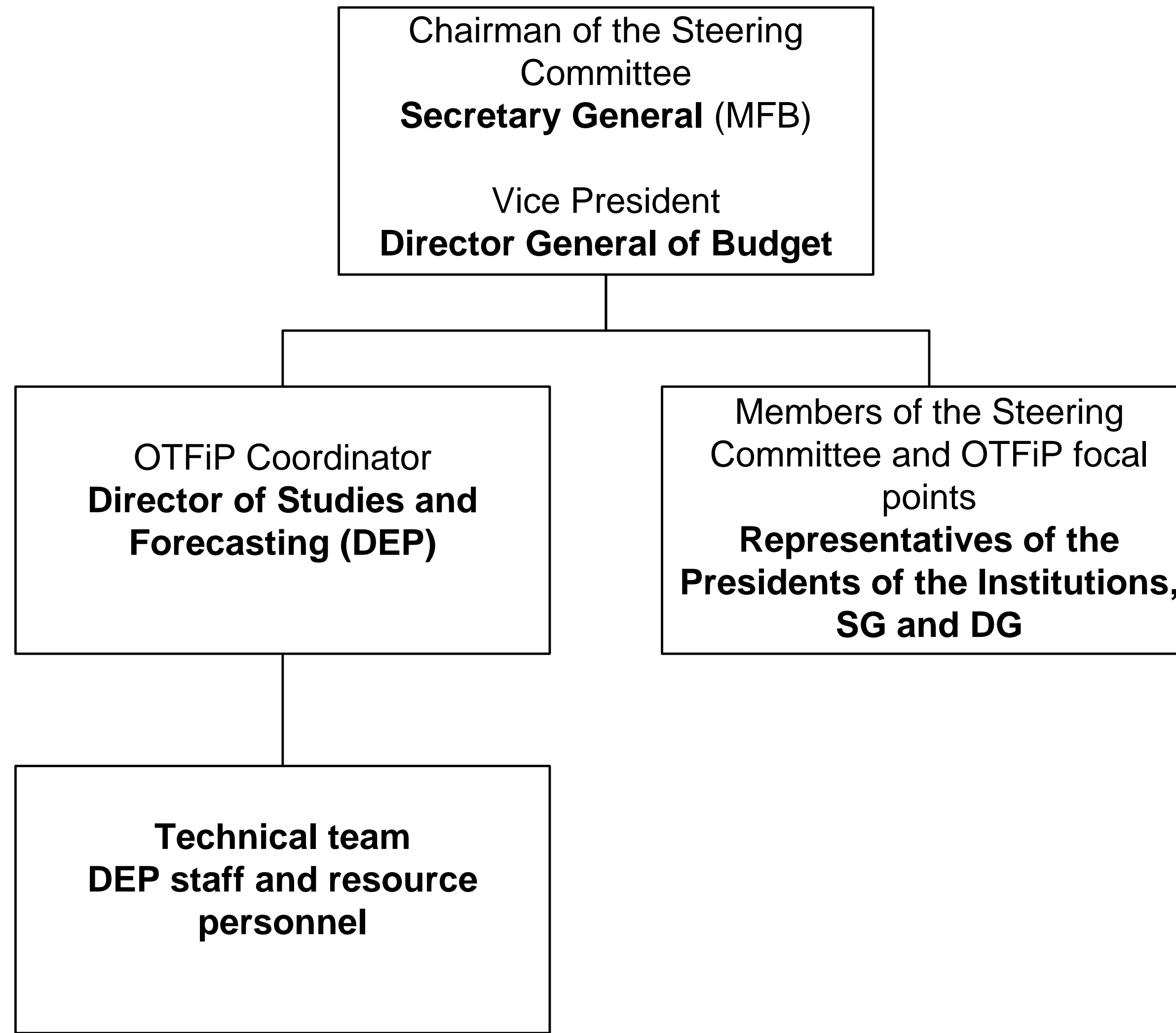
## I. Observatory of Public Finance (OTFiP) and its mission (2/3)

The success of OTFiP projects is closely linked to strong collaboration with **three types of partners**:

- Civil Society Organizations (CSOs) and the media ;
- Other state actors (Court of Auditors, Parliament, National Archives, EITI-Chad, etc.) ...).
- Technical and Financial Partners (technical assistance, training, financing, pairing, etc.)



# I. Observatory of Public Finance (OTFiP) and its mission (3/3)





## II. Why partner with IATI? (1/2)

- Application of the provisions of Institutional Law No. 004/PR/2014 of February 18, 2014 relating to finance laws (LOLF) in particular those of article 7 which stipulates that *"... When granted to the State, the financing international donors, including those granted to specific investment projects or programs, are included in revenue and expenditure in its general budget. An appendix to the finance laws gives details of the origin and use of these funds. »*
- Code of Transparency and Good Governance in the Management of Public Finances (Law No. 018/PR/2016 of November 24, 2016), involves making information on external financing available to the general public, through national presentation.



## II. Why partner with IATI? (2/2)

- To achieve the Government's objectives of transparency and good governance in public finance management, requirements that the OTFiP has initiated since 2019 through the drafting and publication of the report on international financing to accompany the finance bill to Parliament;
- Need for use of broader database on external financing;
- Collaboration with IATI.



### III. What has been done ? (1/2)

- Request for technical support from IATI
- Work relating to grouping by sector: reducing the number of sectors by merging sectors that are close in terms of implementation in the field (e.g. public health, reproductive health, etc.);
- Automatic search work in the description of projects, aimed at finding localisation including the name of Chad;
- For projects covering several geographical locations of implementation, an equal allocation for each location has been made;



### III. What has been done ? (2/2)


- **Country Development Finance Data Tool (CDFD)** for the 2021 fiscal year report;
- Consideration of almost all our concerns in terms of data (translation, grouping by sectors, etc.);
- Work on localisation / spatial distribution challenges.



## IV. Challenges

- A first year marked by ongoing dependence to the IATI Team;
- Understanding of the nature of funding such as disbursements, expenditures, negative amounts;
- Funds transiting through several donors and likely to be declared several times;
- Re-coding of information on the sectors benefiting from aid;
- Estimates on funding by locality and sector;
- Lack of data on funding received from some donors;
- Geographical location of funding.





Thank you for your kind attention.





## 11 Presentations on the use of IATI data in the partner country government context - Part 2

---

**Rufin Andriaherizo**, Madagascar Secrétariat Technique Permanent pour la Coordination de l'Aide (STP-CA)

**Henry Asor**, Nigeria Ministry of Finance, Budget and National Planning




# **IATI et AMP-Madagascar**

Utilisation des données IATI dans AMP-Madagascar  
(Base de données sur l'Aide)


Par Rufin ANDRIAHERIZO



# Aperçu de la séance


- . Introduction
  - . Utilisations des données IITA - Madagascar
  - . Démo des données IATI sur A MP-Madagascar Import Tool
  - . Conclusion
- 

# AMP-MADAGASCAR

- . Aid Management Platform (AMP) est une base de données utilisée pour centraliser les informations sur l'aide publique au développement (APD) à Madagascar.
  - . En ligne depuis 2009, [www.amp-madagascar.gov.mg](http://www.amp-madagascar.gov.mg)
    - Environ 2500 projets/programmes
    - Environ 50 % non inscrits au budget de l'État
    - Mise à jour trimestrielle
  - . Géré par la Primature.
- 



# IATI Data et AMP-MADAGASCAR

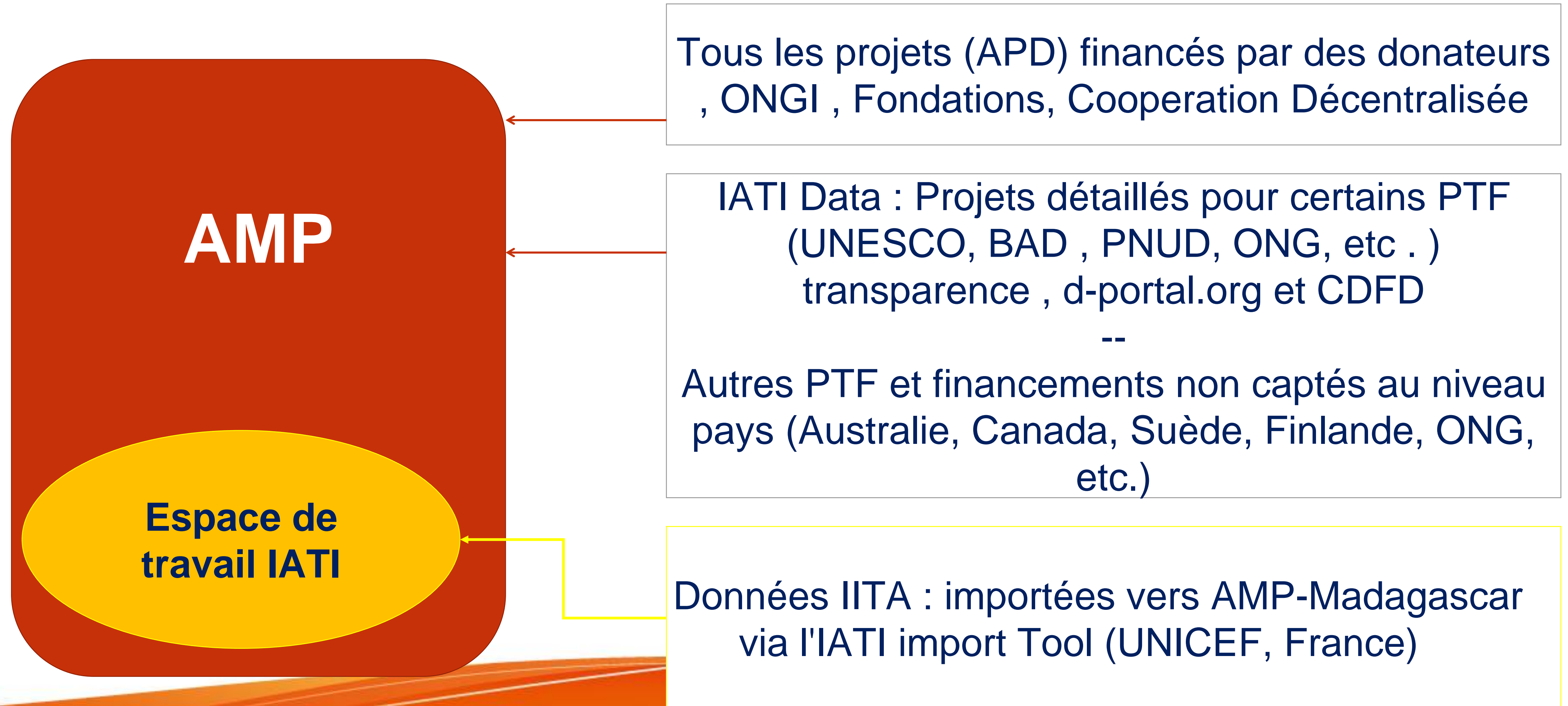
- **2011** : le gouvernement entérine l'IITA
  - **2011 à 2015** : les données de l'IITA ont été essentiellement utilisées pour vérifier le contenu de l'AMP avec ce qui a été rapporté par le siège des PTF. Grâce aux données de l'IITA, nous avons pu découvrir des financements et des donateurs supplémentaires qui n'ont jamais été capturés localement.
  - **2015** : avec le soutien financier du ministère français des Affaires étrangères, l'outil d'import IATI est installé à l'AMP-Madagascar.
  - **Fin 2016** : Avec les différents portails de transparence et d-portal.org , nous avons commencé (manuellement) à utiliser IATI pour compléter quelques détails sur AMP.
- 

# IATI Data et AMP-MADAGASCAR

- **2017** : AMP-Madagascar est soutenu financièrement et techniquement par UNICEF avec DG pour améliorer l'outil
  - **Objectif 1** : Améliorer l'outil d'importation pour permettre l'importation automatique des données IITA de l'UNICEF dans AMP-Madagascar
  - **Objectif 2** : faire publier le même chiffre pour l' UNICEF
- **2021** : Nous utilisons les outils de données sur le financement du développement des pays ( CDFD) pour effectuer des analyses supplémentaires et de meilleure qualité sur les données de l'IATI. CDFD permet également d'affiner et d'accélérer la recherche d'informations entre IATI et AMP, notamment sur les mises à jour récentes.



# IATI Data et AMP-MADAGASCAR




# IATI et Outil d'Importation dans AMP

- . Dernière version : utilise l'API IATI pour extraire automatiquement les données de l'IATI, permet aux utilisateurs de filtrer les données, de les faire correspondre aux projets dans AMP, de mapper les champs IATI aux champs AIMS et d'importer.
- . Optimisé pour l'AMP, capable de s'intégrer à d'autres systèmes.
- . Open source, disponible sur GitHub.
- . Démo : Lien Youtube ( <https://youtu.be/tZfVQsltVs0> )



# IATI et Outil d'Importation dans AMP: cas UNICEF

## · **Méthodologie :**

- Identifier et définir les champs disponibles dans l'ITAI
  - Faites correspondre ces champs avec les champs que AMP doit importer et les champs signalés par l'UNICEF dans AMP (UNICEF-LOCAL) et IATI (UNICEF-SIEGE).
  - Faites correspondre les valeurs de chaque champ de ces systèmes.
  - L'équipe DG améliore l'outil en fonction des résultats des activités ci-dessus
- 

# IATI et Outil d'Importation dans AMP: cas UNICEF

## · Défis:

- La correspondance des champs et des valeurs était parfois compliquée

## - UNICEF :

- Mettez l'organisme de financement pour chaque information financière (engagement, décaissement, dépense, etc.) pour éviter les doubles comptages.
- Les détails sur le financement du gouvernement local et l'emplacement nécessitent beaucoup de temps pour l'équipe de l'UNICEF

## - Outil d'importation IITA :

- Permettre au champ du secteur IITA de mapper avec le plan national AMP n'est pas fait
- L'ajout du champ de résultats n'a pas été réalisé. Besoin exprimé tardivement par l'équipe dirigeante d'AMP.



# RÉSULTATS


## **positifs :**

- 100 % des données IITA de l'UNICEF importées depuis 2015
- Meilleures données en termes de contenu , Informations importantes supplémentaires : informations plus descriptives, détails sur le secteur, la transaction et le financement
- Chiffre harmonisé publié pour UNICEF MADAGASCAR.
- Des données plus fiables : Un mécanisme de contrôle de la qualité a été mis en place entre l'UNICEF et l'équipe AMP .

## **Résultats moins positifs :**

- projets antérieurs à 2015 n'ont pas pu être importés : difficulté à aligner chaque transaction sur l' organisme de financement
- Il existe quelques différences entre le financement des données IATI importées et les données que nous avons de l'UNICEF Madagascar. Mais nous avons bon espoir, l'import est possible. Nous travaillons avec l'UNICEF pour expliquer ou trouver la différence .

# PERSPECTIVES

- Etendre le processus UNICEF et France vers d'autres partenaires : contact avec la BAD, le PNUD et de l'USAID déjà établis.
  - Contacter les PTF qui ne donnent pas directement leurs données à AMP pour la même démarche .
  - Améliorer l'outil d'importation : plan national, résultat, emplacement, etc .
- 



# Restez en contact!

Rufin ANDRIAHERIZO :

[rufin.andriaherizo@gmail.com](mailto:rufin.andriaherizo@gmail.com)

WhatsApp : +261.34.05.585.31

AMP-Madagascar, PRIMATURE



## **2022 IATI Partner Country Workshop, Kigali, Rwanda**

DAY 2 Session 10

---

**Presentations on the use of IATI Data in the Partner Country  
Government context (Nigeria)**

**Part 1: Accessing IATI data using CDFD or other data access tools**

**Henry Asor, Partner Country Focal Point**

18 May, 2022



# Introduction

- ✓ Nigeria joined IATI in 2015 after learning of the initiative at a community of practice meeting of the Development Assistance Database (DAD) in Nairobi, Kenya.
- ✓ Prior to joining IATI, the Ministry of Finance, Budget and National Planning, with support from UNDP, started implementation of Development Assistance Database (DAD) in 2010, as a consolidated repository of aid information in Nigeria.
- ✓ The goal of establishing the DAD was to enable efficient Aid coordination along the lines of the broad parameters enshrined in international agreements such as:
  - Rome Declaration on Aid Coordination, Harmonization and Alignment, 2003
  - Paris Declaration on Aid Effectiveness, 2 March 2005.
  - Accra Agenda for Action, 2008
  - Busan partnership for effective development cooperation, 2011
- ✓ However, the Ministry is not relying on data generated from the DAD to provide inputs to the Budgeting process, or prepare the annual Development Cooperation Report (DCR), and other reports on external inflows to the Country, due to incomplete and untimely data (quality of data).



## Use Case: Why Nigeria Decided to use IATI Data

- ✓ The Ministry decided to use IATI Data as a credible source of Aid data for a number of good reasons including, but not limited to:
  - Access to a more comprehensive, accurate, and up-to-date data on development cooperation activities, transactions, projects and programs in Nigeria;
  - Access to forward looking data from the source;
  - Tracking of Budgets and expenditures from the source;
  - Data from other donor categories (eg. INGOs, Private Sector, Development Finance Institutions, etc.);
  - Ranking and comparison of donor's categories;
  - End to end traceability of activities;
  - Credibility and cross – verification/validation of data;
  - To assist the MFBNP identify the geographical distribution of these projects, in order to prevent duplication of activities and promote equitable distribution of development assistance.

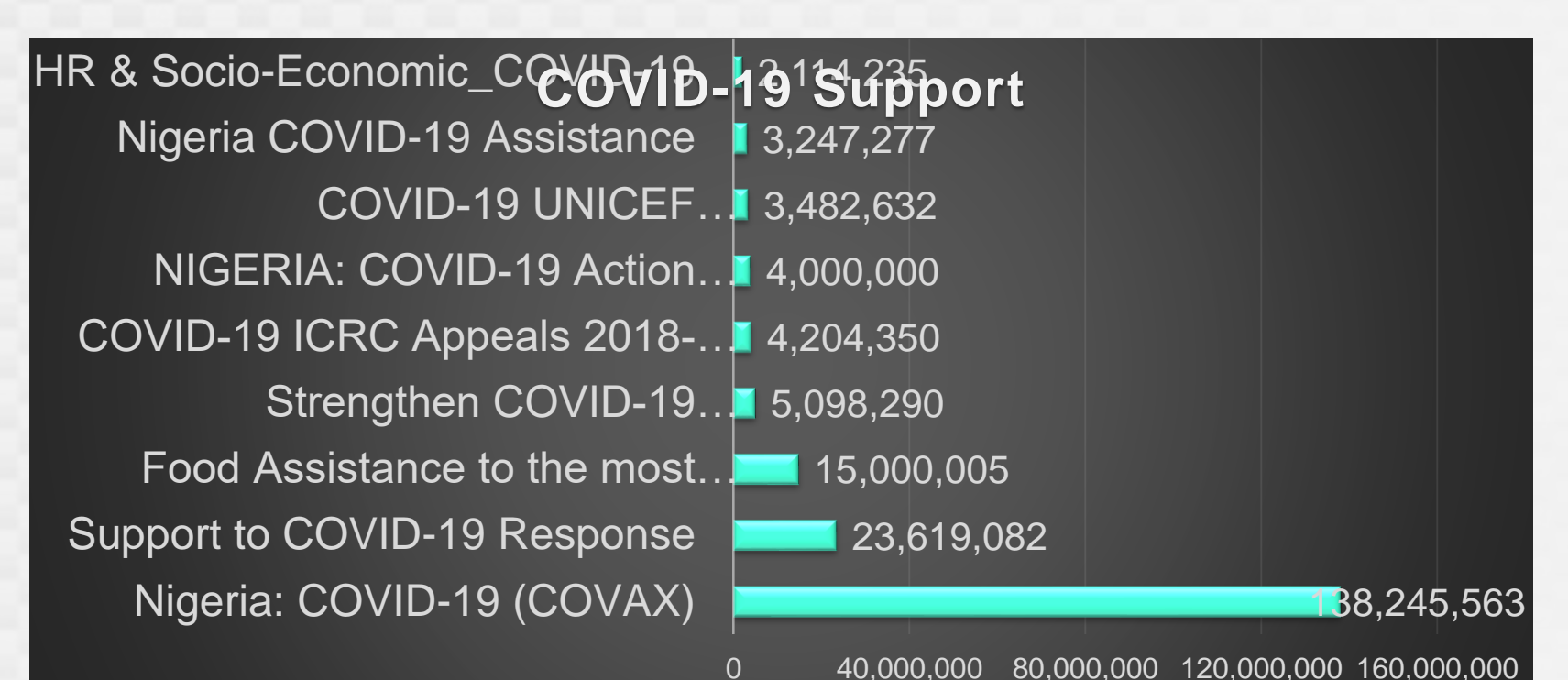
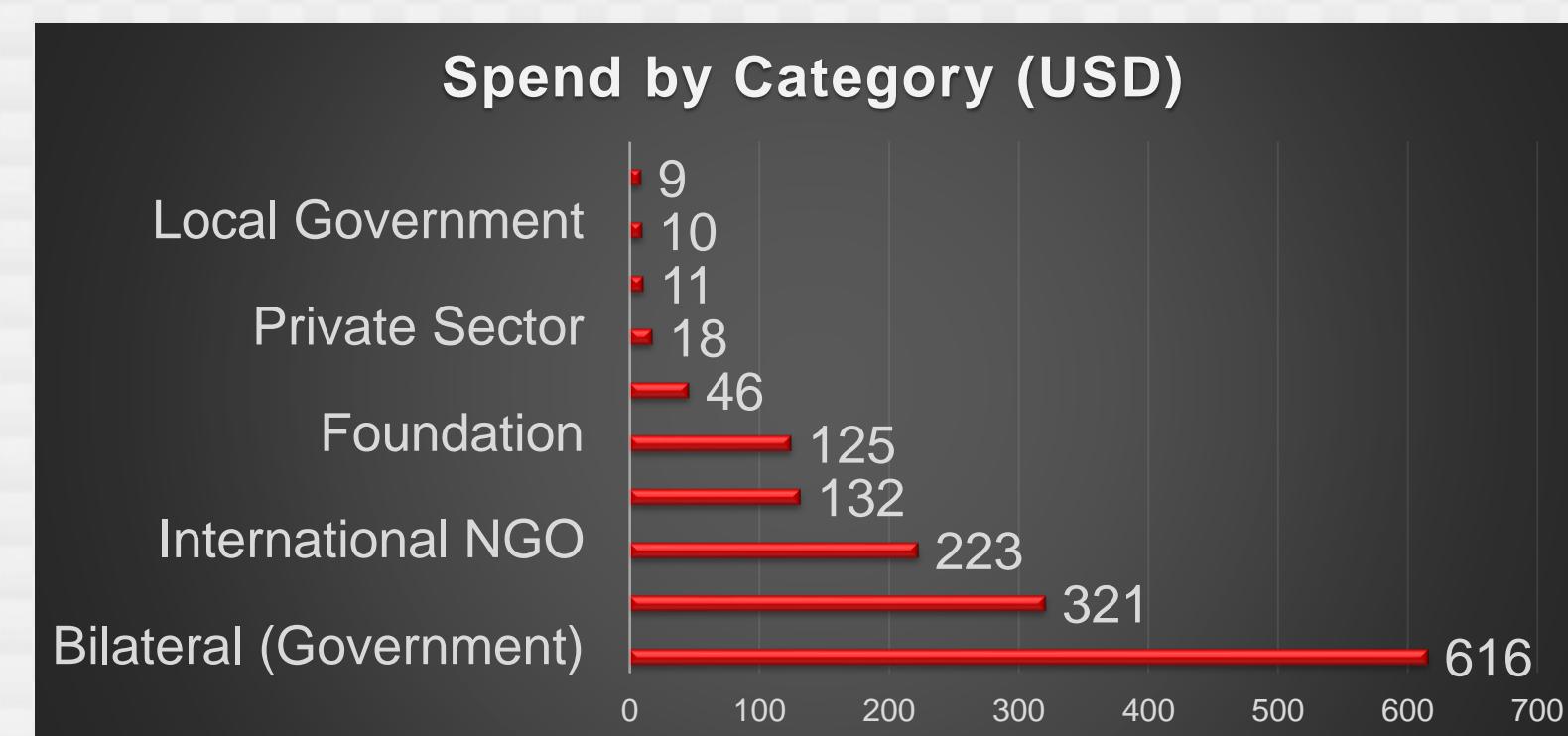
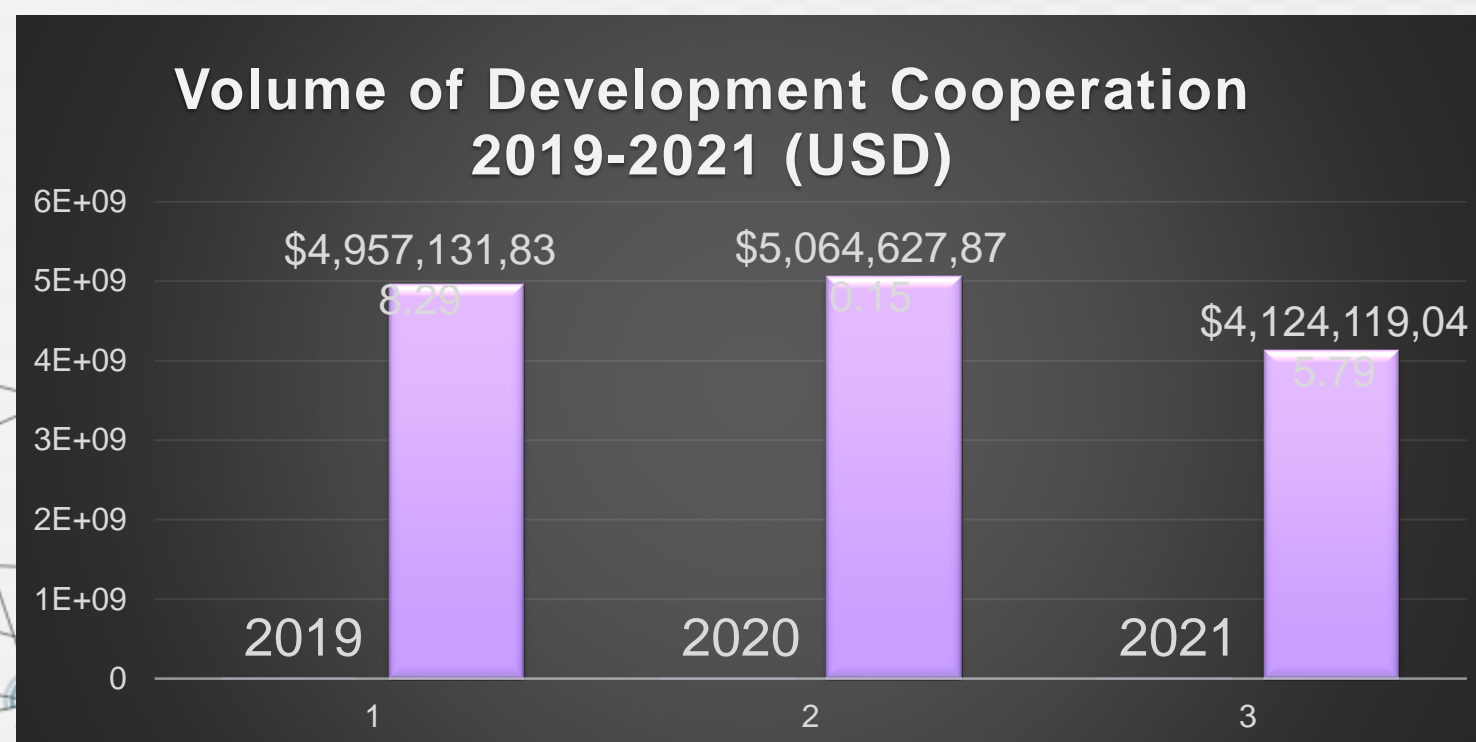


## Process: How we access and analyse IATI data

- ✓ We download IATI Data from the Country Development Finance Data (CDFD) Tool; which is a simple data access tool that provides access to Excel-formatted data on projections and spending by country and region.
- ✓ After downloading the data, we carry out analysis by using a pivot table, but also the IATI CDFD Dashboard.
- ✓ The analysis are mostly in the following areas:
  - Number of Development Partners (Bilateral, Multilateral, INGOs, CSOs, South South Cooperation, Private organisations, Development Finance Banks, etc.) in the country;
  - Number of projects and implementation status of each project;
  - Volume of Aid projected to be disbursed over the next 3 years (forward looking data);
  - Volume of Aid commitment and disbursements per quarter and per year (spending trend);
  - Volume of Aid to various sectors;
  - Types of disbursement (grants, technical assistance, loan, etc.);
  - Geographical (location) distribution of activities/disbursement.



# Example of organisation Categories Spend, COVID-19 Support and Trend (DCR 2021)





# Example of Quarterly Spending Trend 2021

1<sup>st</sup> Quarter 2021  
\$ 633,265,209

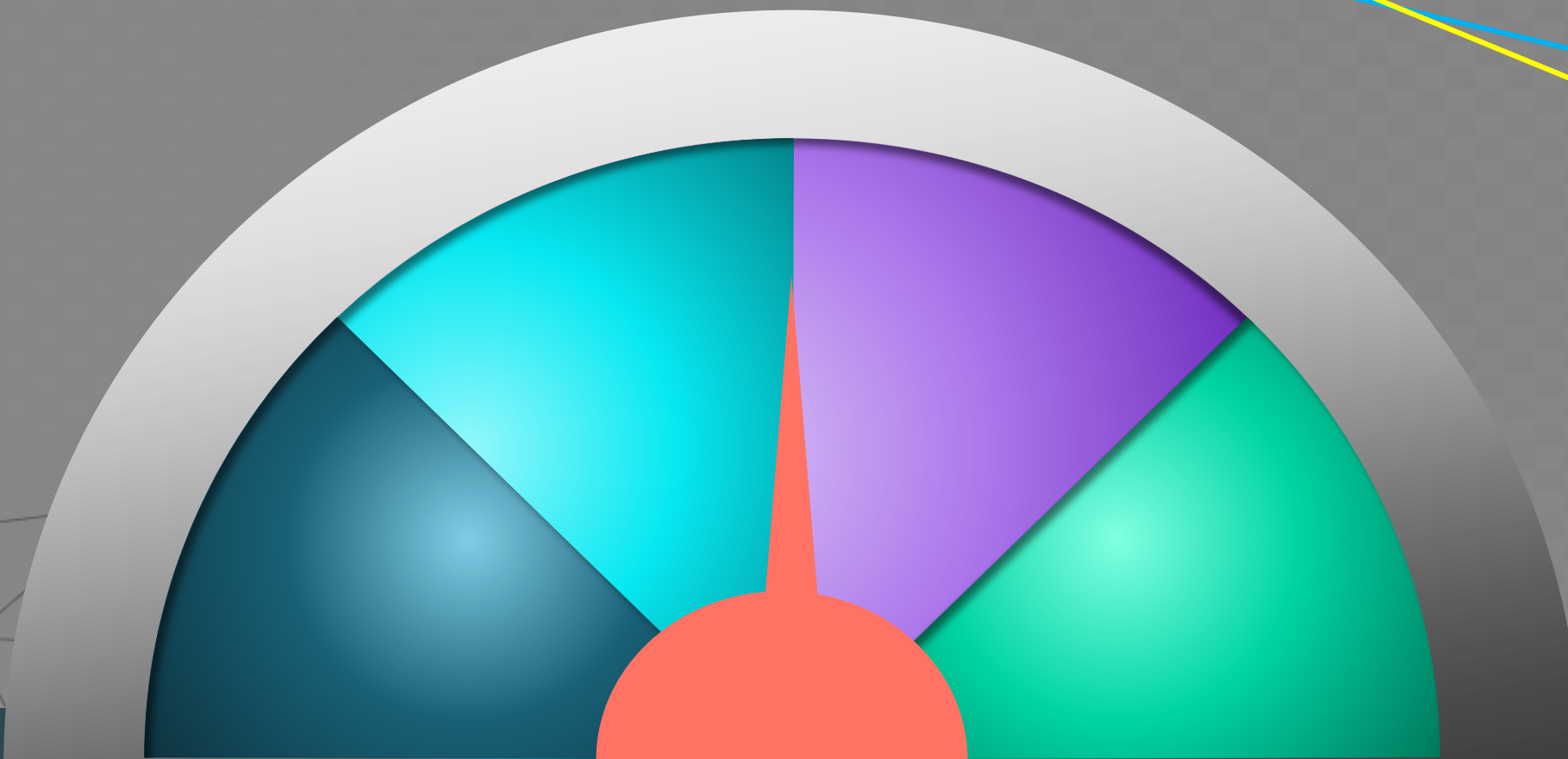
2<sup>nd</sup> Quarter 2021  
\$ 1,036,735,936

3<sup>rd</sup> Quarter 2021  
\$1,081,919,212

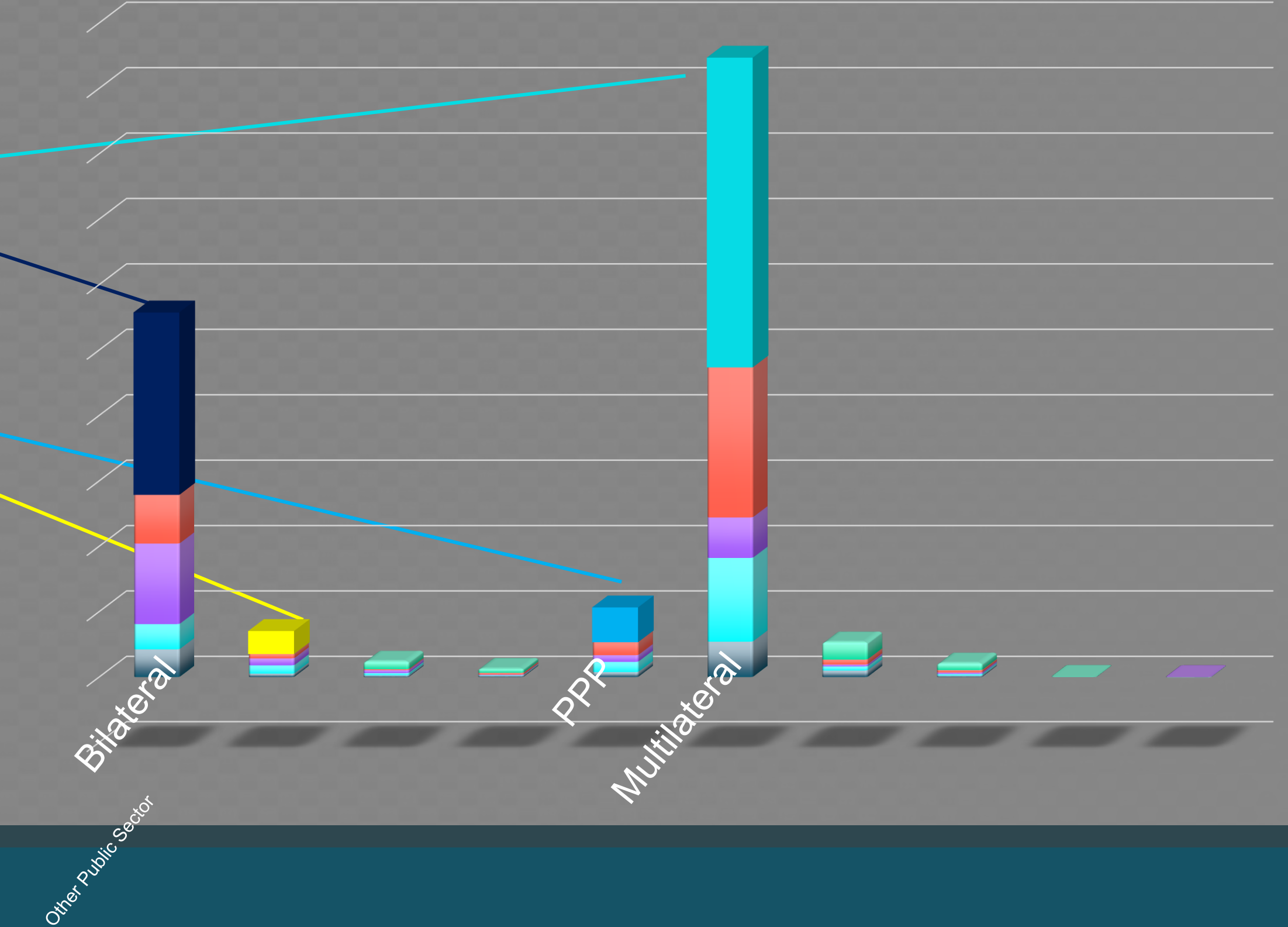
4<sup>th</sup> Quarter 2021  
\$1,730,795,675

## Spending Performance Rating

- Fair
- Good
- Better
- Best



## Spending performance by Donor category






## Outcome: How we used the data

- ✓ Since 2015, we have been using IATI data and the DAD as official sources of data for the Development Cooperation Report (DCR). Though the analysis in the DCR is more of IATI data because IATI is more comprehensive than the DAD. But then, the variance in the two data-sets enables constructive dialogue at country-level that helps to strengthen our donor coordination efforts.
- ✓ We also use IATI data to inform the National Budget planning process, inputs in the National Balance of Payment computation by the Central Bank of Nigeria, and the Presidential Committee on Revenue Harmonization and Monitoring.
- ✓ However, before using the data, we engage the support of the IATI Secretariat to help in processing (sorting and cleaning) of the data, then we forward it to the Donor Country Offices for validation.





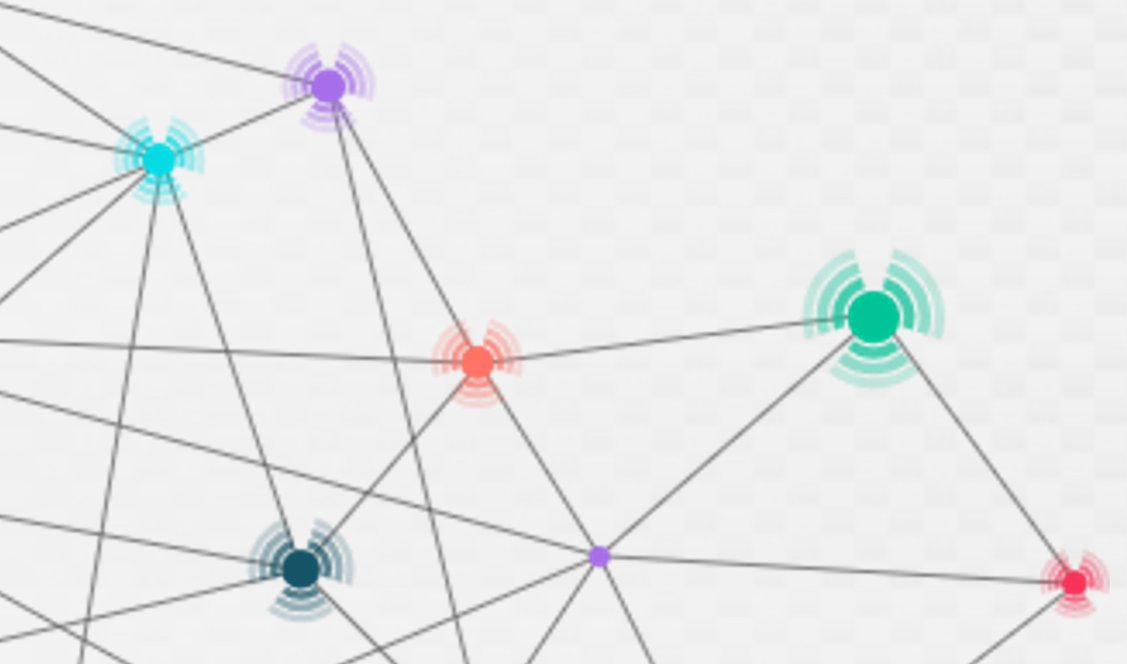
**Challenges encountered:** With data quality issues (e.g. missing data, incorrect data, etc.)?

- ✓ **Location data:** In Nigeria, we operate a Federal structure with 36 States in 6 Geo-political Zones and the Federal Capital, so the Ministry needs to know how the resources are allocated across the States and Geo-political Zones. As these resources supplement those allocated in the national budget, this information is critical to make sure the overall resources – external + national – are meeting the identified resource needs.
  - ✓ **Variation in how publishers publish:** In using data from IATI, it is often clear that publishers are publishing data very differently. For our purposes, we need consistency so that we can confidently combine the data. It would be very difficult for us to become experts in how each organisation publishes and then adapt our analysis based on this variation.
- 





**Challenges encountered:** With data quality issues (e.g. missing data, incorrect data, etc.)?

- ✓ **Double counting:** This is always a concern at the country level, even in data reported in our local AIMS (DAD), but in IATI, because so many implementing organisations also report to IATI, it is often very difficult to be sure that we are not double counting.
  - ✓ **Timeliness:** We know that all publishers have different internal processes and ability to report data, but consistency in frequent reporting is key to making the data useful in Nigeria.
- 



## Lessons learned: How could / should the Secretariat or Partner Country Community of Practice learn from this use case?

- ✓ In the past, it was difficult for us to access and process IATI data, but with the CDFD tool, it is now much easier to access and make use of the data.
- ✓ So, for us in Nigeria, we are already using IATI data in many different ways and we find considerable potential for it to be used in many countries, but addressing some of these key issues are key to building confidence by partner countries to use the data.
- ✓ We welcome this conversation and look forward to discussing this further.



A network diagram with nodes and connections, featuring a central text area. The nodes are represented by colored circles with concentric rings, and they are interconnected by thin grey lines. The nodes are colored in shades of red, orange, yellow, green, cyan, blue, and purple. The connections form a complex web of lines across the page.

✓ **Thank you all for your kind attention.**





## 12 Discussion on opportunities for use of IATI data to meet development finance information needs - Part 1

---



# What have we learned?

---



**What have you learned during this workshop? What was particularly useful, what should we do more of, and what, if anything, was missing?**



# What challenges remain and **how do we overcome them?**

---



**How else could IATI help to meet your country's development finance information needs?**

**What challenges remain and what opportunities / solutions are there?**





## 13 Discussion on opportunities for use of IATI data to meet development finance information needs - Part 2

---



# Looking forward – where do we go from here?

---



Review of the key actions that have been discussed, both for focal points and the IATI Secretariat.



# Looking forward: what are the **possible mechanisms for collaboration?**

---



## Utilise the **dedicated Partner Country Government space** on *IATI Connect*

- Collaborate with other partner country governments on areas of interest, including development cooperation data needs beyond IATI.
- Share documents, questions, engagement opportunities.
- "Tag" colleagues for responses.



## Organise **dedicated meetings** to continue collaborative discussion

- Online (2x / years dedicated calls, led by the Partner Country Governing Board reps)
- In-person (in the margins of the MA, at standalone workshops)





## 14 Wrap-Up and Next Steps

---



# Next steps: supporting your IATI data use journey

## EXPLORE DATA

**Explore:** the spreadsheets available through the CDFD tool, and using d-portal

**Understand:** read the CDFD guidance to understand data

**Raise awareness:** Share what you have learned with your colleagues. Discuss if you can use IATI data to supplement your own data collection processes



## DATA USE DROP-IN SESSIONS

Bring your questions to [these sessions](#) and update us on your experience with exploring IATI data:

- **20 July; 13:00 (UTC)**
- **14 September; 13:00 (UTC)**
- **16 November; 13:00 (UTC)**



## HELPDESK

Don't forget that you can get 1:1 help by contacting IATI's Helpdesk:

[support@iatistandard.org](mailto:support@iatistandard.org)

- ✓ Support using IATI tools
- ✓ Questions about the data
- ✓ Any other IATI questions



## COMMUNITY

Join IATI's online community platform:

[iaticonnect.org](https://iaticonnect.org)

- ✓ **Data Use Query Corner:** Access suggested approaches for answering specific data queries.
- ✓ **Data Use Communities of Practice:** post messages to your peers



# STAY CONNECTED...



Community platform  
**IATI Connect**  
[iaticonnect.org](http://iaticonnect.org)



Sign-up to the IATI  
community **newsletter**  
at [iatistandard.org/en/](http://iatistandard.org/en/)



Twitter:  
**@IATI\_aid #IATI**



IATI events:  
**[iatistandard.org/events](http://iatistandard.org/events)**



# CONTACT IATI

IATI is here to help provide general and technological support. Please email us with your questions using the following contact details:

**General enquiries about IATI, membership or governance**

[INFO@IATISTANDARD.ORG](mailto:INFO@IATISTANDARD.ORG)

**Media enquiries**

[MEDIA@IATISTANDARD.ORG](mailto:MEDIA@IATISTANDARD.ORG)

**Support on publishing data according to the IATI Standard, using IATI data and other technical enquiries**

[SUPPORT@IATISTANDARD.ORG](mailto:SUPPORT@IATISTANDARD.ORG)

**Information and support for developers**

[CODE@IATISTANDARD.ORG](mailto:CODE@IATISTANDARD.ORG)



